Board of Directors Packet

- Agenda
- Board Minutes Pending
- Committee minutes
- Financial Items
- Executive Director and Program Reports
- Additional items

You can access the new BOD page through our website at:

https://help4women.org/board-of-directors/
- Password: TransiBoard1!

Just a few rules of zoom: mute yourself if you are not speaking, use chat room if you have questions, make sure your name is showing by clicking the 3 dots above your picture and hitting "rename" if you need to.

Transitions Programs is inviting you to a scheduled Zoom meeting.

Time: May 26, 2022 07:30 AM Pacific Time (US and Canada)
Join Zoom Meeting
https://us02web.zoom.us/j/87690893442

Meeting ID: 876 9089 3442
Dial by your location
+1 253 215 8782 US (Tacoma)
Meeting ID: 830 9133 7336

7:30 am Board Session

8:00 am Staff Joins

Board of Directors Meeting Agenda

Board-Only Session (7:30 AM)

I. Call to Order (Volunteer hours for April, includes meetings) — Heather Brandt
II. Executive Director: Upcoming Hiring Prep — Heather Brandt
III. Executive Director Evaluation Update — Heather Brandt
IV. Meeting Packets Online – Heather Brandt
V. Executive Director Report– Edie Rice-Sauer

Board and Staff Session (8:00 AM)

I. Call to Order — Heather Brandt
II. Reflection — Debbie Jennison
III. Approval of April Minutes — Heather Brandt
IV. Board of Directors Application
    a. Kurtis Robison
V. Committee Reports
    a. Finance Committee – Debbie Jennison
    b. Development Committee -- Genevieve Morris
    c. HeRS Committee – Gretchen Renz
    d. Program Committee – Erin Williams-Hueter
    e. Facilities – Gary Jespersen
VI. Program Report / Update Shelby Berkompas for Educare
VII. Adjourn

Next Meeting: June 23, 7:30 AM, **TLC** – Please note, masks are required

ANNUAL BOARD OF MEMBERS & BOARD OF DIRECTORS MINUTES

Date: April 7, 2022 Location: Zoom

Board of Members Present: Celeste Crine, OSF; Mary Rathert, OP; Mary Slater, SNJM; Barbara Schamber, SP**.**

Board of Directors Present: Deborah Brooks, Board Chair; Nicolle Laporte, Treasurer; Debbie Jennison, Secretary; Gretchen Renz, Annette Seubert, SP; Gary Jespersen; Pat Millen, OSF; Judith Nilles, OP; Genevieve Mann Morris; Mary Tracey, SNJM; Sheila Leslie; Terrie Ashby-Scott; Ana Matthews; Lindsey Skinfill; Erin Williams Hueter.

Board of Directors Absent: Heather Brandt, incoming Board Chair; David Carlson; Phyllis Gabel.

Staff: Edie Rice-Sauer, Executive Director of Mission and Services; Shelby Berkompas, Director of EduCare; Susan Tyler-Babkirk Director of Women's Hearth; Sarah Lickfold, Development Director; Angela Chapman, Executive Assistant; Alli Lance, Director of Social Enterprises of New Leaf Kitchen and Café; Clint McGregor, Chief Financial Officer; Ami Manning, Director of Housing Services.

Deborah Brooks called the meeting to order at 8:00 AM.

Introductions were made

Board of Members Presentation
Each member shared how their mission & values align with Transitions mission.

Prayer/Commissioning Service
Sr. Mary Slater shared the song, "All Are Welcome".

Reflection/Discussion, Breakout Rooms
Members broke out into rooms to discuss coming out of COVID and how members found beauty, gratefulness, and hope or extraordinary in the ordinary.

Blessing
The Board of Members gave a blessing highlighting how showing hospitality to strangers brings beauty to our own lives in alignment with Transitions' values, beginning with a quote from Hebrews. The song, "Water of Life" was shared.

Break from 9:05 to 9:20

Board and Staff Session Meeting called back to order at 9:20

Board-only Minutes Approval
Sr. Annette Seubert, SP moved to approve the minutes as written and Nicolle Laporte seconded. The motion was carried unanimously.

Board & Staff Minutes Approval
Debbie Jennison moved to approve the minutes as written and Nicolle seconded. The motion was carried unanimously.

Executive Director Update — Edie Rice-Sauer
Edie highlighted some of the successes and challenges from last year. She points out how much work has been done with many workgroups and book groups, which continue to hold employees accountable for making a change with Diversity, Equity, and Inclusion (DEI). Highlighting Ami Manning's work in educating both staff and property managers throughout the community on trauma-informed care/case management. Advocacy work has continued with affordable housing and early childhood education. Clint McGregor has been working on the four-year federal grant, Office of Violence Against Women (OVW) a partnership with the YWCA and Lutheran Community Services. Miryam's House got a new 15-passenger van through the Spokane Transit Authority. The Employee Manual was updated to reflect new laws with a great deal of help from the HeRS committee along with wage and salary reviews and updates. Mental health and substance abuse disorders have been very difficult for our participants therefore staff has continued to focus more support in this area. Longer stays of participants in our transitional housing programs continue to be a problem because of the housing market. We recently said goodbye to 3 long-term employees but gained 3 fantastic replacements thanks in part to the salary changes

Strategic Plan Update — Edie Rice-Sauer
Edie reviewed the strategic plan 2022-24. Areas of focus are in developing appropriate assessment strategies for analyzing external and internal data and making organizational adjustments. Technology updated, secured and supported. Create a work environment allowing staff to work at a healthy sustainable rate both as individuals and as a collective. Create a more diverse workforce and leadership team. Appropriate access to mental health services and substance use disorder services. Transitional housing and supportive housing stock are sufficient to meet the needs of Transitions' clients and the homeless population in Spokane. Work on this will be reported quarterly to the board.
Sr. Barbara Schamber asked for Sarah Lickfold to give an update on the data systems. Sarah is researching other programs with a similar model and what is working for them. We are contracting with Raju Hegde to help develop a new database. Hoping to have a decision by the end of the year. Terrie Ashby-Scott shared that she might have an expert she could put us in contact with.

Strategic Plan Approval
Erin Williams Hueter moved to approve the Strategic Plan. Terrie seconded. The motion carried unanimously.

Participant Survey — Edie Rice-Sauer

Edie reviews the survey and the results reminding everyone about COVID being the reason why there were only 58 responses. The survey was simplified. The Home Yard Cottages and EduCare were added. Sheila Leslie pointed out that the increase on "I have greater hope for my future" which in years past was somewhere between 75-85 and increase to 93 during COVID says that things are going in the right direction.

Participant Survey Approval

Gary Jespersen moved to approve the acceptance of the survey and Sheila seconded. The motion was carried unanimously.

Management Team Updates:

Finance— Clint McGregor, Chief Financial Officer

Updates that he is currently working with auditors, DeCoria Blair & Teague, PS. Clint has been able to provide all the necessary documentation and will let everyone know when the results of the audit will be complete. The results of the auditor's visit will be shared once complete. OVW grant is getting close at this point to be moving forward with charging on this grant. Working on large financials noting the larger expenses for this month with our first line of communications (internet & phones), a three-year contract, and supplies.

Development – Sarah Lickfold, Development Director

Sarah updates with a report on 2021 and some hopes for 2022. New things added in 2021 that are different and probably account for some of the changes in the outcomes at the end are the new donor welcome email series, a new donation page added to the website which was very successful, added LinkedIn to our social media, started doing Executive Director video updates as part of e-news and social outreach, Mardi Bras completely virtual, Development Committee split up into small groups to focus on specific things, virtual tours, online legacy wine tasting event, new website, virtual People Who Care Event with online adds. On International Credit Union Day we were given around $20,000. Marketing ads for Giving Tuesday, direct email for the Holiday Wish List, new development and communications plan (combined) for 2022, changed the wording in the newsletter to make the donor the hero. 395 new donors which is a 42% a percent increase from 2020, many of which came from Mardi Bras. The new website has generated more donors. 2022 changes include staffing additions in Development. Employees have moved from part-time to full-time which will help to strategically plan in donor stewardship, annual fund management, and grant writing. A new database for finding grants called Foundation Search was purchased. This additional help along with the cancelation of Golf will give Sarah more time to work on major gifts. Sarah gave updates on the Development and Communications Plan pointing out the goals. Ensure consistent ongoing funding, guide the acquisition of donations for the strategic growth and priorities, and support the long-term viability. This all makes way for a major gifts program, focusing more on relationship building, legacy giving, and marketing.

Housing Services — Ami Manning, Director of Housing Services
Ami highlights how far housing has come this year, that housing is fully staffed and how so much more can be done with the appropriate staffing. Housing outcomes have been very successful 5 women at Miryam's House just since January and 5 TLC families, which usually is only seen within a full year. Some of those outcomes are due to relationships that have been built with the community. Sinto Commons has been a success with two staff members from Transitions helping to move new residents in and providing support services. That permanent housing project is 47 apartments 24 of those designated for chronic homeless. The hope is that that facility will be full by the end of this month. An expanded partnership with Mujeres in Action and referring folks through the OVW program with immigrant, Latinx, and undocumented survivors. New connections with the EWU Latin Student program and hiring. This last year has been an amazing year for relationship building and community.

Women's Hearth — Susan Tyler-Babkirk, Program Director
Susan shared a PowerPoint showing a comparison from year to year. In 2021 the horizon changed because of vaccinations, conversations corner, groups came back, and the hygiene closet opened back up. Lots of staffing changes resulted in being without some staff for some time but things are looking up, especially with the pay increase. She shared the numbers of participants; the numbers went down due to COVID and being closed for 2.5 months. We did throughout this time get creative for events that normally went on. Did shopping days kind of like a giant large sale with one-on-one interaction, paired with vaccine clinics. From Jan 2021 to January 2022 have doubled the number served and expecting that to increase. For the next steps working on building new program content for ways to reach out to participants to let them know what is going on; surveying participants to find out how to best meet their needs; bringing back volunteers, students, and nurses; forging new relationships with community partners; working on getting back to 7 days a week as a high priority; continue to strengthen case management services and FCS billing.

EduCare — Shelby Berkompas, Program Director
Shelby shared a slideshow. In 2021, 29 children were served, 3,452 meals and 7,728 childcare hours served. Mentioned that the new database that has been free for the first year, is called Bright Wheel. Bright Wheel has been extremely helpful with communicating with parents and hopes to continue with that after the free trial. She shared her thankfulness with the grant partners, Women Helping Women, United Way, Believe in Me Foundation, Department of Children Youth and Family, and Early Achievers. A playground & shed remodel were granted from International Credit Union Day. Planning to get the children outside as much as possible this summer and still be able to have the art center while being outdoors. Hours were extended with the help of now full-time staff members from 7:30-5:00. A partnership with Mobius allowed them to bring the children in while being closed. As well as several workshops and field trips with our After School Program. EWU Occupational Therapy partnership has been a success. Meetings with Joya to receive services while onsite at EduCare and give referrals. Last fall 4 children were sent to Kindergarten prepared through the Kindergarten Readiness, which has been going smoothly by including parents in the preparation. Staff continues to get trained on Conscious Discipline (our social and emotional curriculum). Looking toward the future we are looking to be considered an official Conscious Discipline site. The Early Achievers System is in overhaul because of COVID and looking at another year before getting another chance of that rating. School Age Program ran through the summer and fall and took a little break because they

needed their own space. Their new space is now in the gym, up and running, and in need of volunteers, looking to be licensed next year. Advocacy on local efforts for Child Care with Spokane Alliance is being done to request 10 million in regional ARP funds. An action event is on April 28th from 6-8 Shelby asked you to please join if you can. Shelby will send a link out.

New Leaf — Alli Lance, Director of Social Enterprise
Alli shared challenges starting with interpersonal and personnel and thanked for the support of Edie and the HeRS committee. Many staff were absent or had left abruptly; equipment malfunctions with an old building had to replace; a $5,000 dishwasher part; the van needed to have tires replaced. To address successes on the hiring level yesterday New Leaf is fully staffed, basically, the team has started from scratch except for one position. FCS billing has been prioritized and focused on, January being the highest reimbursement New Leaf has ever had. A graduation was held at the end of March which is the first one ever with 4 women at the Café with interviews on the channel 2 news. Honing in on healthy boundaries on helping the women to move forward onto sustainable employment. Working on new training literature. Large development in the alumni volunteer program with the opportunity to serve in a peer-to-peer environment, training, and next-level support. A new emphasis on program subcommittees focused on the different programs has proved to help immensely. Alli highlighted a participant as a good example of a participant in Leadership, who removed herself from a Domestic violence situation, finished school, looking to hire as a Café instructor at the library. The library is scheduled to open in July. The program coordinator is working toward using the greenhouse at the kitchen site to encourage women to grow healthy food on their own and self-sustainability. The new Chef is a male, which should prove to be helpful in showing our participants a healthy male person who will focus on participant training and education shifting from catering.

<u>Thank You/Adjournment — Deborah Brooks</u>

The session was adjourned at 11:30 AM

Next meeting is Thursday, May 26, 7:30-9:00 a.m. (Zoom)
Submitted by: Angela Chapman, Transitions Executive Assistant

DEVELOPMENT AND PUBLIC RELATIONS COMMITTEE MINUTES
April 20, 2022 On-Line via Zoom

Members Present: Genevieve Mann Morris, chair; Linda Williams, Sr. Marianne Therese Wilkinson, Kelly DesRosiers, Sr. Mary Tracy, Nicky Desmond.

Absent: David Carlson, Marta Tosic, Julie Ernest, Deborah Brooks.

Staff Present: Edie Rice-Sauer, Sarah Lickfold.

Call to order: 8:00 a.m. by Genevieve. Reflection was offered by Genevieve.

Genevieve announced that Julie Ernest will be leaving the committee in consideration of other current responsibilities. Committee members are asked to make recommendations for new members.

Minutes from February and March meetings were reviewed and approved without corrections.

Report from Edie:
Edie reviewed her report sent earlier to committee members. She elaborated on the plan for Transitions to become licensed for behavioral health services, a critical element in comprehensive service to many of our clients.

Development Director's report:
Give Big (May 3-4) will focus on case management for Sinto Commons; emphasis on support services. There is a $15,000 matching gift, doubling every donation. The committee made suggestions about sending information via Facebook and ways to increase online giving.

Some movement is in process with regard to the Legacy event. Things are currently on hold pending receipt of additional details.

Sarah is looking for a larger base of Table Captains for the People Who Care Event in October. Committee members offered suggestions, including providing a list of current Captains so we can try to generate more.

Meeting adjourned at 9:00 AM.

Next meeting: ZOOM, Wed., May 18, 8:00 AM

Respectfully submitted: Sr. Marianne Therese Wilkinson, SNJM

Transitions Facilities Committee

19 APR 2022 MEETING

MINUTES

Meeting Date, Time & Place	APR 19@ 10:30— NOON – via ZOOM
Members	MEMBERS PRESENT: Sister Pat, Michael Phalen, Chuck Horgan, Gary Jespersen, Clint McGregor, Ami Manning, Randy Brown, Edie Rice-Sauer NEW ATTENDEES: Donald Tuttle, Dylan Anthony
Facilitator	Gary
Note taker	Erin Murphy

Meeting Agenda

1. **Introduction to Don and Dylan**
2. **Reflection - Sister Pat**
3. **Minutes from 18 JAN 2022 meeting**
    i. **Ami was absent last time; we will be marking attendance on all future minutes**
    ii. **Minutes approved**
4. **Status**

- Miryam's House -
    - Rainwater drainage – NO CHANGE (NC)
        - Slid to 2022-- EXCEPT – Possible priority for landscape work portion based on
        - Bid from Dee's Landscaping
        - Looking for funding in the 2022 budget for this project
            - **Ami and Randy feel that we don't have to keep this on the current list as the flooding only applies when there are flash floods/flooding issues for the entire South Hill**
            - **We will be removing this from current project list. Ami suggested we group this project into the sprinkler project as we would already be working in that area**
    - Washer & Dryer 2nd set – NC
      Looking for funding in the 2022 budget for this project
        - Searching out donors for funds
            - **Sarah Lickfold has a donor that wants to donate something significant; Randy will meet with her and the donor tomorrow**

- EduCare -
  - Roof Repair – NC
    - Waiting for CDBG contract to proceed
      - We received some paperwork but we still have no forward movement or estimated time on approval/release of funds
  - Front Steps Concrete Work -- AWARDED Spring 2022
    - **This is 1 of 4 concrete projects with Dundee that have been quoted**
    - **We are on the schedule for June**
  - OTHER
    - **West side door is starting to rust and will need to be replaced. Randy put a sleeve on the rust to slow the process down**

- Women's Hearth -
  - Flooring – NC -- Waiting for CDBG approval to proceed
    - **Still waiting on CDBG**
  - Entrance Upgrade – Same as flooring **NC**
    - **Still waiting on CDBG**
  - Lights/Ballasts Changeout – CONTRACTED
    - **Is scheduled for May 5th; Avista and all parties are aware**
  - Roof drain/piping drip issue – under study
    - **Very small leak; Bulldog will have to come out and use a camera to find where the leak is. Also on the north facing side but was happening prior to the fire**
  - OTHER
    - **Fire in the building across the alley a couple of weeks ago resulted in the Fire Department needing to be on the roof.**
      - **Randy went on the roof with Perrenoud Roofing to find multiple puncture wounds and ember marks that have compromised part of the roof on the north facing side. We need the insurance adjuster to send someone out to survey. Nathan said he would be happy to be there when the adjuster is there.**
      - **Also concern around the seals in and around the windows on the north facing side of the building that were exposed to the heat from the fire. We will not know if there was any damage until it gets very cold or very hot but Randy will keep an eye on it**

- TLC -
  - Basement Storage Lift System –
    - The lift is under consideration for a GU engineering student project
      - **We submitted the project to GU for consideration; Edie is not sure we will receive any updates until May**
  - Masonry Repairs (including sealing) –AWARDED – Spring 2022
    - WA State Dept of Commerce funding approved and in process for contracting
    - **We have accepted bids and are on the schedule for late June**
  - Solar Project – operational –
    - **We are seeing changes; already about $2,000 in savings for TLC**

- Apartment Refurbishment
  - Working on maintenance schedule to be proactive on some potential problems going forward to prevent large turnover needs
    - **Randy has done 10 turnovers since October with challenging families and they have all received lots of love and care during the turnovers**
  - Painting the eaves
    - To be included in the masonry repair contract?
      - **Is included in the masonry repairs and will be done at the same time to save money on equipment rentals**
  - Concrete Projects
    - **3 of 4 projects with Dundee are here**
      - **The grand staircase will need to have new railings installed if they layer new concrete. Edie and Randy are in contact about the new amount that will require. We could do the railings later and block off the staircase, or we could just do it while we do the concrete**
        - **Edie believes we will go ahead and do it all at the same time**
        - **On the schedule for June**
  - **Randy has been painting the interior of the building and it looks great!**
  - **We are looking to put a speed bump in at the bottom of the hill to help with car safety; Walker Construction will be putting that in for us**
  - **There is a tree root that is raising the concrete by the Cottages. This will be on the radar but not anytime soon**

- <u>OTHER –</u>
  - Asset Tracking System progress report – Clint's Report
    - **We found a vendor to provide tags. We are logging information in to the asset tracking system currently. Planning to do 1000 tag series for each site**
    - **Large items will be added as well for depreciation status**
    - **Progress has been made; Clint will be addressing the Program Managers about their needs and wants in the tracking system**
    - **Focus is on the audit currently happening; more time will be dedicated to this after the audit is completed**
  - Monthly maintenance schedule for 2022 - UPDATE
    - **Ami has created a yearly and monthly document for all of the recurring tasks that need to be done. Ami has done lots of work on this and it is going very well**
    - **She is working on a separate calendar for maintenance in particular so that we can keep all of the calendar invites and scheduling in one spot so we don't lose all of the progress we've made in scheduling when Randy retires next year**

- Capital Needs Assessment Workbook progress report –
  - **No update**

Next meeting: 19 JUL 2022 @ 10:30 am in the Admin Conference Room

Finance Committee Agenda
Tuesday, April 19th, 2022
7:00 AM – Zoom Meeting

- Call to Order and Reflection
- Review of the March Meeting Minutes
- Monthly Financials
- Program Manager Presentation: Susan Tyler-Babkirk, Women's Hearth
- Executive Director's Report
- Other Business
- Adjourn

Next Meeting –Tuesday May 17th, 2022

7:00 AM, Zoom Meeting

Key Values

Respect for Human Dignity **Community**
Growth/Wholeness **Justice**

Transitions Finance Committee

March 15, 2022

Present: Jim Vernon, Rachel Mildebrandt, Sandy Hansen, Nicole Laporte, Debbie Jennison, Cory Rickard (new member-welcome!)

Staff present: Clint McGregor, Edie Rice-Sauer, Ami Manning

Introductions and meeting Cory occurred. Cory is a CPA here in Washington.

News: Nicole will become Co-chair of the board. She will be stepping down as co-chair of Finance. Sheila Leslie will become co-chair with Debbie Jennison.

Reflection provided by Sandy Hansen about the anniversary of the Girl Scouts which started in 1912.

February minutes approved, moved by Nicole and seconded by Rachel.

Finance packet reviewed by Clint McGregor. Among the topics discussed in the review include current position, statement of activities and changes in net assets, and budgetary variances in projected to actual revenues and expenses. There is a significant unfavorable variance from OVW grant funding due to delay in review of budget with the Department of Justice. Edie, Ami, and Clint have been actively communicating and providing information as needed in order to move this process ahead. Clint answered questions regarding differences between monthly report of balance sheet items compared to prepared balance sheet including cash amounts and outstanding pledges by year. FY2021 financial statement audit is scheduled for the week of March 28th.

Ami Manning, Director of Housing, provided her report. 6 families moved into permanent housing from TLC. Ten turnovers have occurred since December. At Miryam's House, five women since January moved into permanent housing. Many of our folks moved into Sinto Commons. Home Yard cottages are full; some difficult domestic violence and substance abuse issues. GU students are cooking at Miryam's House. Still not sitting down together for meals. Great hiring happening-housing is fully staffed! Just hired maintenance assistance and the Alum Case Manager at Miryam's. Ami continues to hire interns and has contributed greatly to our staff diversity! Doing a Spring Fling April 22 at the Home Yard Cottages for the TLC campus residents.

Executive Director report-Edie provided a tour of Transitions' facilities at the TLC campus for Zack Zappone, new City council person. She also spoke with Sen. Andy Billig about some potential funding for TLC and we were subsequently awarded those funds ($103,000). DSP and BID will be meeting at Women's Hearth at the end of March. We'll be holding a graduation for New Leaf trainees March 25th at 1:30 at the YW/YM meeting. Shelby Berkompas is looking at new ECEAP slots for children. The 2022-2024 Strategic Plan is progressing. Thanks to all who helped with this process. We were awarded a 3-year AmeriCorps Vista position who will focus on participant voice and parent engagement. Ami is working closely with Mujeres in Action to develop an MOU for transitional housing for LatinX survivors of domestic violence and sexual assault. As Clint mentioned, the OVW grant should be flowing soon.

Rachel will do the reflection next month.

Submitted by Edie Rice-Sauer

TRANSITIONS

Statement of Activities and Changes in Net Assets

YTD Mar 2022

Description	YTD ADM	ADM Budget	YTD MH	MH Budget	YTD EC	EC Budget	YTD TLC	TLC Budget	YTD WH	WH Budget	YTD NL	NL Budget	YTD HYC	HYC Budget	YTD SC	SC Budget	YTD TOTALS	YTD BUDGET	FAV (UNFAV)	ANNUAL BUDGET
Revenue:																				
Program Revenue	0	0	5,329	3,000	0	0	18,045	19,256	0	0	9,239	14,054	0	11,250	13,230	26,348	45,843	73,908	(28,064)	188,439
Duplex Rent	0	0	0	0	0	0	3,586	3,330	0	0	0	0	0	0	0	0	3,586	3,330	256	13,320
Donations	16,488	25,000	200	1,050	50	1,750	5,000	500	4,116	4,250	260	3,250	250	150	0	0	26,364	35,950	(9,586)	143,800
Planned Giving/Major Donors	59,700	25,000	0	0	0	0	0	0	0	0	0	0	0	0	0	0	59,700	25,000	34,700	100,000
Private Grants	0	4,375	0	0	12,500	17,500	33,000	12,500	15,000	12,500	20,000	20,000	0	0	0	0	80,500	66,875	13,625	372,892
City/County Grants	10,390	18,200	12,611	12,000	0	0	31,864	19,275	50,154	52,995	0	0	9,236	9,125	0	0	114,255	111,595	2,661	431,379
Continuum of Care Grants	0	0	0	0	0	0	0	0	5,490	10,775	0	0	0	0	0	0	5,490	10,775	(5,285)	44,000
Other Government Grants	212	3,475	0	9,500	0	3,750	0	33,250	0	0	0	1,375	0	0	0	0	212	51,350	(51,138)	204,500
Medicaid Reimbursement (FCS)	0	0	6,688	8,750	0	0	1,344	3,000	0	0	8,721	15,000	1,344	3,810	0	0	18,097	30,560	(12,463)	130,440
Dominican Outreach Foundation Endowment	5,132	9,125	23,614	25,000	0	0	65,343	69,000	6,812	6,000	3,000	3,000	0	0	0	0	103,901	112,125	(8,224)	448,500
Sponsor Donations	6,100	27,625	0	0	0	0	0	0	0	11,850	0	7,900	0	0	0	0	6,100	47,375	(41,275)	189,500
Fundraisers	12,994	24,375	0	0	0	0	0	0	9,090	0	0	0	0	0	0	0	22,084	24,375	(2,291)	100,500
PWC Event	1,500	30,000	0	0	0	0	0	0	0	0	0	0	0	0	0	0	1,500	30,000	(28,500)	120,000
Childcare Income	0	0	0	0	25,059	19,050	0	0	0	0	0	0	0	0	0	0	25,059	19,050	6,009	89,000
Miscellaneous	(1,958)	330	0	0	0	0	0	0	2,080	1,300	0	0	0	0	0	0	122	1,630	(1,508)	3,520
In-Kind Donations	2,745	2,500	0	3,750	3,148	5,000	4,921	7,500	2,831	3,750	3,330	9,500	2,928	1,875	0	0	19,903	33,875	(13,972)	143,000
TOTAL INCOME	113,302	170,005	48,442	63,050	40,756	47,050	163,103	167,611	95,574	103,420	44,550	74,079	13,758	26,210	13,230	26,348	532,715	677,773	(145,057)	2,722,790
Expense:																				
Wages	105,855	115,558	29,696	31,552	44,367	50,538	58,319	57,758	80,999	83,009	51,184	60,811	16,247	21,304	14,146	20,496	400,813	441,026	40,214	1,788,105
Benefits	15,070	19,067	5,465	6,107	8,492	10,751	16,263	16,183	17,655	19,390	10,315	12,538	3,411	5,764	2,860	5,852	79,529	95,653	16,123	382,611
Other Expenses:															0	0	0	0		
Unemployment Costs	175	0	0	0	0	0	0	0	0	0	0	0	0	0	0	0	175	0	(175)	0
Staff Development	99	500	15	125	119	325	175	500	30	200	0	325	0	106	0	0	438	2,081	1,643	20,324
Contract Labor & Professional Fees	1,604	3,000	0	0	200	300	0	0	0	6,000	0	0	0	0	0	0	1,804	9,300	7,496	1,200
Restricted Scholarship	4,862	2,500	0	0	0	0	0	0	0	0	0	0	0	0	0	0	4,862	2,500	(2,362)	10,000
General Insurance	40	75	1,138	1,831	545	1,030	4,382	7,750	951	2,134	552	200	0	0	0	0	7,608	13,019	5,411	51,897
Audit/Legal Fees	0	3,038	0	0	0	0	0	0	0	0	0	0	0	0	0	0	0	3,038	3,038	12,150
Supplies	9,621	5,800	63	625	307	150	441	587	227	312	703	1,538	0	290	79	0	11,442	9,303	(2,139)	38,372
Fundraising	4,041	13,413	0	0	0	0	0	0	0	0	0	0	0	0	0	0	4,041	13,413	9,371	55,150
Telephone	579	1,050	574	875	125	208	1,123	1,594	839	1,035	1,531	1,525	0	1,875	0	0	4,772	8,161	3,389	32,645
Utilities	0	0	2,246	2,875	921	1,244	9,647	11,325	2,638	2,975	0	0	0	0	0	0	15,452	18,419	2,966	73,675
Supportive Services	0	0	3,060	4,650	1,902	2,250	1,721	2,250	2,495	1,988	0	0	78	648	0	0	9,256	11,785	2,529	46,511
Auto Expense	22	125	218	125	0	38	919	587	0	87	384	925	10	125	13	0	1,566	2,012	447	8,050
Maintenance and Repairs	1,625	5,409	2,130	2,000	135	1,000	8,411	7,500	2,319	2,631	840	1,383	0	0	0	0	15,460	19,923	4,463	79,161
Bldg Mortgage/Int/Rent	0	0	0	0	0	0	66	0	0	0	1,941	3,932	0	0	0	0	2,007	3,932	1,925	13,728
Miscellaneous	2,949	3,113	68	88	5	100	314	150	122	250	714	775	(136)	25	30	0	4,065	4,500	435	20,000
Duplex Expenses	0	0	0	0	0	0	1,323	1,875	0	0	0	0	0	0	0	0	1,323	1,875	552	7,500
Replace & Operating Reserve	390	390	3,125	3,125	500	500	6,000	6,000	2,110	2,110	800	800	0	0	0	0	12,925	12,925	0	51,700
In-Kind Expense	2,745	2,500	0	3,750	3,148	5,000	4,921	7,500	2,831	3,750	3,330	9,500	2,928	1,875	0	0	19,903	33,875	13,972	143,000
TOTAL EXP BEFORE DEPREC	149,676	175,537	47,799	57,727	60,765	73,433	114,026	121,560	113,217	125,872	72,294	94,251	22,538	32,013	17,129	26,348	597,443	706,740	109,297	2,835,779
Depreciation	1,540	750	7,240	6,375	2,782	2,800	34,763	31,750	7,728	8,000	6,707	7,500	0	0	0	0	60,760	57,175	(3,585)	228,700
TOTAL EXPENSES	151,217	176,287	55,039	64,102	63,547	76,233	148,789	153,310	120,945	133,872	79,000	101,751	22,538	32,013	17,129	26,348	658,203	763,915	105,712	3,064,479
NET INCOME (LOSS)	**(37,915)**	**(6,282)**	**(6,597)**	**(1,052)**	**(22,790)**	**(29,183)**	**14,315**	**14,301**	**(25,371)**	**(30,452)**	**(34,450)**	**(27,672)**	**(8,780)**	**(5,803)**	**(3,898)**	**0**	**(125,488)**	**(86,142)**	**(39,345)**	**(341,689)**
NET INCOME (LOSS)	**(37,915)**	**(6,282)**	**(6,597)**	**(1,052)**	**(22,790)**	**(29,183)**	**14,315**	**14,301**	**(25,371)**	**(30,452)**	**(34,450)**	**(27,672)**	**(8,780)**	**(5,803)**	**(3,898)**	**0**	**(125,488)**	**(86,142)**	**(39,345)**	**(341,689)**
Allocation of Admin:	100%		12%		16.0%		25%		27%		20%		0%		0%		0			
Income	113,302		(13,596)		(18,128)		(28,325)		(30,591)		(22,660)		-		-		0			
Expense	149,676		(17,961)		(23,948)		(37,419)		(40,413)		(29,935)		-		-		0			
NET INCOME AFTER ALLOCATION	225,063		(38,155)		(64,867)		(51,430)		(96,375)		(87,046)		(8,780)		(3,898)		(125,488)			
Add Back Depreciation	1,540		7,240		2,782		34,763		7,728		6,707		-				60,760			
Add Back R & O Reserves	390		3,125		500		6,000		2,110		800		-				12,925			
53.00	226,994		(27,790)		(61,585)		(10,667)		(86,538)		(79,539)		(8,780)				(51,803)			
NEEDED TO BALANCE THE BUDGET:																				
Restricted Scholarship - Baker Fund																	0			
New Leaf Scholarship Fund																	0			
Pledge Receipts	0																0			
Avista Grant									2,636								2,636			
Net Income	**226,994**	**0**	**(27,790)**	**0**	**(61,585)**	**0**	**(10,667)**	**0**	**(83,902)**	**0**	**(79,539)**	**0**	**(8,780)**	0			**(49,167)**			

Calculations of allocation percentages:			**Needed to balance:**		
Total Budgeted Expenses:		$ 3,064,479	Budgeted Net Income(Loss)		(341,689)
Less Depreciation:		$ (228,700)	Add back depreciation		228,700
Less R & O Reserve:		$ (51,700)	Add back R & O reserve		51,700
Less Admin Portion:		$ (703,645)	Pledge Receipts		25,000
Less HYC Portion:		$ (128,050)	Pledges Rec, 2022		0
Less SC Portion:		$ (112,892)	Baker Foundation (New Leaf Op Sprt)		10,000
		1,839,492	Reserves		50,000
			Net Income		**23,711**
WH					
Budgeted Expenses	$ 494,867				
Percentage of Total		27.0%			
MH					
Budgeted Expenses	$ 218,408				
Percentage of Total		12.0%			
EC					
Budgeted Expenses	$ 291,731				
Percentage of Total		16.0%			

TRANSITIONS

Statement of Activities and Changes in Net Assets

YTD Mar 2022

Description	YTD ADM	ADM Budget	YTD MH	MH Budget	YTD EC	EC Budget	YTD TLC	TLC Budget	YTD WH	WH Budget	YTD NL	NL Budget	YTD HYC	HYC Budget	YTD SC	SC Budget	YTD TOTALS	YTD BUDGET	FAV (UNFAV)	ANNUAL BUDGET
TLC																				
Budgeted Expenses			$ 462,240																	
Percentage of Total				25.0%																
NL																				
Budgeted Expenses			$ 373,803																	
Percentage of Total				20.0%																
				100%																

TRANSITIONS

BALANCE SHEET

as of March 31 , 2022 and 2021

	2022			2021		
	Unrestricted	**Restricted**	**Total**	**Unrestricted**	**Restricted**	**Total**
ASSETS						
Current Assets:						
Cash and cash equivalents	965,865	885,622	1,851,487	981,185	767,376	1,748,561
Accounts receivable	107,048	0	107,048	57,991	0	57,991
Pledges receivable	50,545	400	50,945	91,163	1,600	92,763
Other current assets	252,845	0	252,845	252,629	0	252,629
Prepaid Expenses	55,205	0	55,205	26,754	0	26,754
Tenant security deposits	10,244	0	10,244	10,196	0	10,196
Total current assets	1,441,751	886,022	2,327,773	1,419,919	768,976	2,188,895
Noncurrent Assets:						
Foundation endowment investments	0	305,599	305,599	0	276,858	276,858
Fixed assets	2,370,153	0	2,370,153	2,262,880	0	2,262,880
Investment in related party LLC	0	1,525,738	1,525,738	0	1,483,151	1,483,151
Total noncurrent assets	2,370,153	1,831,337	4,201,490	2,262,880	1,760,009	4,022,889
Total assets	**3,811,903**	**2,717,359**	**6,529,263**	**3,682,798**	**2,528,985**	**6,211,784**
LIABILITIES AND NET ASSETS						
Current liabilities						
Accounts Payable	11,247	0	11,247	5,220	0	5,220
Accrued payroll and related liabilities	39,550	0	39,550	37,578	0	37,578
Accrued compensated absences	88,715	0	88,715	96,266	0	96,266
Tenant security deposits	8,388	0	8,388	8,590	0	8,590
Deferred revenue	37,131	0	37,131	0	0	0
Long term debt due within one year	0	0	0	0	0	0
Total current liabilities	185,030	0	185,030	147,654	0	147,654
Noncurrent liabilities						
Long term debt due after one year	635,548	0	635,548	635,548	0	635,548
Total noncurrent liabilities	635,548	0	635,548	635,548	0	635,548
Net Assets	2,991,325	2,717,359	5,708,685	2,899,597	2,528,985	5,428,582
Total liabilities and net assets	**3,811,903**	**2,717,359**	**6,529,263**	**3,682,798**	**2,528,985**	**6,211,784**

TRANSITIONS

Statement of Cash Flows

January through March 2022

	Jan - Mar 22
OPERATING ACTIVITIES	
Net Income	-125,487.71
Adjustments to reconcile Net Income to net cash provided by operations:	
1710 · Accounts Receivable - ADM	19,230.22
1710 · Accounts Receivable - ADM:1712 · Grant and Workstudy Receivables	177.51
1710 · Accounts Receivable - ADM:172017 · 2017 Ask Event	375.00
1710 · Accounts Receivable - ADM:172019 · 2019 Ask Event	1,735.04
1710 · Accounts Receivable - ADM:172020 · 2020 Ask Event	1,972.72
1710 · Accounts Receivable - ADM:172021 · 2021 Ask Event	2,300.00
1710 · Accounts Receivable - ADM:1752018 · 2018 General Pledges	60.00
1720 · Accounts Receivable - MH:1722 · Program Fees Receivable	-639.58
1720 · Accounts Receivable - MH:1723 · Grants Receivable	-3,951.65
1720 · Accounts Receivable - MH:1724 · Medicaid Reimbursement	2,576.00
1730 · Accounts Receivable - WH	-240.00
1730 · Accounts Receivable - WH:1732 · Grants Receivable	14,485.26
1740 · Accounts Receivable - TLC:1741 · Rent Receivables	-6,627.03
1740 · Accounts Receivable - TLC:1742 · Grant & Workstudy Receivables	-10,465.05
1740 · Accounts Receivable - TLC:1744 · Medicaid Reimbursement	784.00
1740.1 · Accounts Receivable - EC:1741.1 · Childcare Receivables	-430.00
1740.1 · Accounts Receivable - EC:1741.2 · EduCare Grant & Workstudy A/R	-6,606.47
1760 · Accounts Receivable - New Leaf:1762 · Medicaid Reimbursment	783.00
1760 · Accounts Receivable - New Leaf:17650 · New Leaf Pledges Receivable	300.00
1770 · Accounts Receivable - HYC:1771 · Grants Receivable	5.67
1770 · Accounts Receivable - HYC:1772 · Medicaid Reimbursment	224.00
1780 · Accounts Receivable - SC	-13,230.22
1050 · Loan Fees	65.76
1060 · Unemployment Deposit	-446.42
1810 · Prepaid Insurance	-971.33
1820 · Prepaid Maintenance & Repair	-4,089.97
1825 · Other Prepayments	-10,799.40
2010 · Accounts Payable	-35,504.09
2016 · Security Deposits Held	-593.00
2201 · FICA Payable	1,297.04
2202 · Medicare Payable	303.32
2203 · Federal Withholding	18.00
2204 · Medical Payable	-531.80
2205 · Dental Payable	-142.80
2206 · Vision Insurance Payable	-23.52
2207 · Life Insurance Payable	-13.31
2208 · Labor & Ind. Payable	826.58
2209 · Retirement Payable:2209.1 · Retirement Employee	-3,763.39
2209 · Retirement Payable:2209.2 · Retirement Employer	-1,421.59
2209 · Retirement Payable:2209.3 · Retirement Loan	-275.66
2220 · Sales and B & O Tax Payable	-318.06
2224 · WA Pd Fam & Med Leave Payable	571.38
2250 · Intercompany Account - New Leaf	-18,794.42
Net cash provided by Operating Activities	-197,275.97
INVESTING ACTIVITIES	
1600 · Furniture/Computers-Transitions:1601 · Accum. Depreciation	322.69
1600 · Furniture/Computers-Transitions:1602 · Cost	-2,801.31

TRANSITIONS

Statement of Cash Flows

January through March 2022

	Jan - Mar 22
1605 · Administration Office Building:1605.1 · Accumulated Depreciation	1,217.80
1610 · Building - MH:1610.1 · Accumulated Depreciation	583.05
1611 · Improvements - MH:1611.1 · Accumulated Depreciation	6,196.30
1613 · Vehicles - MH:1613.1 · Accumulated Depreciation	78.13
1614 · Furn. & Equip. - MH:1614.1 · Accumulated Depreciation	317.90
1615 · Computers - MH:1615.1 · Accumulated Depreciation	64.94
1619 · WH Building - 2004 Purchase:1619.1 · Accumulated Depreciation	3,539.80
1620 · Leasehold Improv. - WH:1620.1 · Accumulated Depreciation	3,588.15
1620 · Leasehold Improv. - WH:1620.2 · Cost	-4,636.21
1621 · Furn/Fixtures - WH:1621.1 · Accumulated Depreciation	599.98
1630.5 · Hemlock Street Improvemnts:1630.51 · Acuumulated Depreciation	3,784.77
1631 · Buildings - TLC/EC:1631.1 · Accum Deprec - Main Buildings	13,070.47
1631 · Buildings - TLC/EC:1631.3 · Accum Deprec - Duplex	1,409.07
1632 · TLC Improvements:1632.1 · Accum Deprec-Bldg Improvements	11,701.08
1632 · TLC Improvements:1632.2 · Accum Deprec-Land Improvements	1,263.00
1632 · TLC Improvements:1632.3 · Cost - Building Improvements	-15,260.13
1632 · TLC Improvements:1632.6 · Accum Deprec - Duplex Bldg Impv	1,688.34
1632.8 · TLC Solar Equipment - ReVolve:1632.81 · Accumulated Depreciation	862.50
1633 · TLC Fixed Equipment:1633.1 · Accumulated Depreciation	395.99
1635 · Office Equipment-TLC:1635.1 · Accumulated Depreciation	82.50
1637 · Children's Equipment-EC:1637.1 · Accumulated Depreciation	708.83
1638 · Appliance-TLC:1638.1 · Accumulated Depreciation	505.00
1642 · Educare Building -EC:1642.1 · Accum Dep - EC Bldg Improvement	2,072.85
1650 · New Leaf Fixed Assets:1650.1 · Coffee Machines - Accum Deprec	460.41
1650 · New Leaf Fixed Assets:1650.13 · Kitchen Equipment -Accum Deprec	775.00
1650 · New Leaf Fixed Assets:1650.15 · L/H Kitchen Improv - Acc. Dep	2,920.96
1650 · New Leaf Fixed Assets:1650.17 · Garden Improvements - Acc. Dep	521.49
1650 · New Leaf Fixed Assets:1650.3 · Cash Registers - Accum Deprec	62.45
1650 · New Leaf Fixed Assets:1650.5 · Cafe Equipment - Accum Deprec	117.07
1650 · New Leaf Fixed Assets:1650.7 · Vehicles - Acc. Dep.	1,849.35
Net cash provided by Investing Activities	38,062.22
FINANCING ACTIVITIES	
3002 · Replacement & Operating Reserve	12,924.99
Net cash provided by Financing Activities	12,924.99
Net cash increase for period	-146,288.76
Cash at beginning of period	2,008,019.64
Cash at end of period	**1,861,730.88**

TRANSITIONS
YTD Variance Report
of Statement of Activities and Change in Net Assets
March 2022

Account	Program	Current Month Actual	Current Month Budget	Current Month Fav (Unfav)	Prior Month Variance	YTD Variance Change	YTD Variance Mar '21	Explanation
INCOME:								
Program Revenue	NL, HYC, SC	45,843	73,908	(28,065)	(22,328)	(5,737)	0	Program revenue is lower than budget due to lower than budgeted catering & café revenue from New Leaf, income not yet received from the Home Yard Cottages, and lower reimbursement from Sinto Commons due to lower than expected salary expenses.
Donations	Admin	26,364	35,950	(9,586)	(4,444)	(5,142)	8,077	Donations are lower than budgeted due primarily to a timing difference between the Mardi Bras special event and receipt of cash donations.
Planned Giving/Major Donors	All	59,700	25,000	34,700	(2,967)	37,667	717	Planned giving is greater than budgeted due to the greater than expected major donor gifts in March.
Private Grants	All	80,500	66,875	13,625	25,417	(11,792)	(13,581)	Private grants are greater than budget due to earlier than budgeted receipt of private grants for EduCare, Transitional Living Center, Women's Hearth, and New Leaf.
City/County Grants	WH	114,255	111,595	2,660	12,272	(9,612)	(8,998)	City/County grants are greater due to increased billing on the ESG-CV grant.
Other Government Grants	All	212	51,350	(51,138)	(37,711)	(13,427)	7,800	This is underbudget due to lower than expected reimbursements from the OVW grant. Requisite budget and performance report has been submitted to OVW and is pending review.
Medicaid Reimbursement	All	18,097	30,560	(12,463)	(2,066)	(10,397)	(16,910)	Medicaid reimbursement was underbudgeted due to lower Medicaid billing at the housing programs, the Women's Hearth, and New Leaf.
Dominican Outreach Foundation Endowment	All	103,901	112,125	(8,224)	(7,516)	(708)	0	DOF endowment revenue is lower than expected due to lower than expected revenue received at this point in the fiscal year.
Sponsor Donations	All	6,100	47,375	(41,275)	(25,483)	(15,792)	0	This is underbudget due to lower than expected sponsor donations for this period.
Fundraisers	All	22,084	24,375	(2,291)	(4,431)	2,140	12,778	This is under budget due to lower than expected major third party donations for Transitions fundraising events.
PWC Event	All	1,500	30,000	(28,500)	(20,000)	(8,500)	0	This is underbudget due to low new donations for the PWC Event.
Childcare Income	EC	25,059	19,050	6,009	4,485	1,524	0	This is overbudget due to greater than expected revenue from Washington State Department of Social and Health Services grant.
Miscellaneous Income	All	122	1,630	(1,508)	854	(2,362)	0	Donation income was reclassified from Miscellaneous Income to the proper revenue account.
In-Kind Donations	MH, NL	19,903	33,875	13,972	(22,583)	36,555	0	In-Kind donations are overbudgeted due to lower than expected in-kind donations to Miryam's House and New Leaf.
Other	All	9,075	14,105	(5,030)	104	(5,134)	3,745	This includes a favorable variance of duplex rent and an unfavorable variance of Continuum of Care grant funding.
Sub -Total (Income)		***532,715***	***677,773***	***(117,114)***	***(106,397)***	***(10,717)***	***(6,372)***	
EXPENSE:								
Wages	All	400,813	441,026	40,213	35,238	4,975	1,131	Wages & salaries are lower than budget due to staff vacancies at Administration, New Leaf, and the Transitional Living Center.
Benefits	All	79,529	95,653	16,124	11,709	4,415	155	Benefits are lower than budget due to staff vacancies and the timing of the billing for new employees added to health insurance.
Contract Labor & Professional Fees	Admin, EC, WH	1,804	9,300	7,496	5,004	2,492	0	Contract labor & professional fees are lower than expected due to no expending for outside consultation and no appointment filled for the AmeriCorps positions at the Women's Hearth.
General Insurance	All	7,608	13,019	5,411	1,103	4,308	0	General insurance costs are lower than expected due to favorable pricing in renewing general insurance coverage for the agency; favorable variance is expected for remainder of fiscal year.
Supplies	Admin	11,442	9,303	(2,139)	(3,757)	1,618	478	This is overbudget budget due to annual mebmership dues to SLIHC, Spokane Alliance, and ULEA.
Fundraising	Admin	4,041	13,413	9,372	3,823	5,549	0	Fundraising costs are lower than expected costs associated with preparing the annual report and other fundraising activities.
Telephone	All	4,772	8,161	3,389	1,978	1,411	0	Telephone costs are lower than budgeted due to phase out of cell phones and lower than expected costs from phone usage.
Utilities	TLC	15,452	18,419	2,967	(1,146)	4,113	0	Utilities are lower than budget due to energy savings from using solar panels at TLC.
Supportive Services	All	9,256	11,785	2,529	(2,854)	5,383	(154)	This is overbudget due to food and client assistance costs related to Christmas charged to the credit card which was paid in January. These costs will be accrued in 2021 as part of our pre-audit adjustments.
Maintenance & Repairs	All	15,460	19,923	4,463	(4,638)	9,101	0	This is underbudget due to lower than expected maintenance and repair expenses for the month of March.
Bldg Mortgage/Int/Rent	NL	2,007	3,932	1,925	1,347	578	0	Rent expense is lower than expected due to lower than expected increase of monthly rent due to SNAP.
In-Kind Expense	MH, NL	19,903	33,875	13,972	22,583	(8,611)	0	In-Kind expense is underbudget due to lower than expected in-kind donations to Miryam's House and New Leaf.
Other	All	86,116	86,106	(10)	3,428	(3,438)	291	This includes favorable variances on staff development,legal & accounting fees, auto expense, miscellaneous expense, duplex expense, and depreciation and unfavorable variances on unemployment costs and restricted scholarships.
Sub -Total (Expense)		***658,203***	***763,915***	***105,712***	***73,818***	***31,894***	***1,901***	
Net Total		**(125,488)**	**(86,142)**	**(11,402)**	**(32,579)**	**21,177**	**(4,471)**	
Add Back Depreciation		60,760						
Add Back R & O Reserves		12,925						
YTD Net Operating Income after Add-Backs		**(51,803)**						
Further addition of income received last year to be used against expenses this year:								
Restricted Scholarship - Baker Fund		0						
Pledge Receipts		2,325						
Avista Grant		0						
NET INCOME AFTER ADJUSTMENTS		**(49,478)**						

TRANSITIONS
Monthly Report of Balance Sheet
Mar-22

BALANCE SHEET

WTB Undesignated Acct:	$	(234,262)
WTB Designated Accounts:	$	548,492

Other Accounts:

WTB, Site Account	$	751
WTB Money Market Account	$	853,680
WTB, Sec. Deposits Held	$	10,244
WTB TLC Replacement Reserve	$	63,756
WTB TLC Operating Reserve	$	39,112
STCU	$	254,438
Banner Bank	$	88,757
Investment Acct., Schwab	$	2,500
Total Banks' Balance:	$	1,627,468

Receivables:

Pledges Receivable

	2013	2016	2017	2018	2019	2020	2021	Total
Beg Bal this month	1,000	2,450	4,740	8,078	41,623	14,880	7,895	80,666
Payments	0	0	(285)	0	(1,220)	(20)	(800)	(2,325)
Adjustments	0	0	0	0	0	0	0	0
New Pledges	0	0	0	0	0	0	0	0
Pledge movement	0	0	0	0	0	0	0	0
Matching gifts	0	0	0	0	0	0	0	0
Write Offs	0	(2,450)	0	(4,083)	(60)	0	0	(6,593)
End Bal this month	1,000	0	4,455	3,995	40,343	14,860	7,095	71,748
Less Allowance								(6,311)
Less Discount								(5,561)
New Balance								59,874
Other ADM Receivables								10,764
								70,638

Other Receivables:

All programs are current for Accounts Receivable -- including March billings for OVW, CDBG, CoC, HHOS-MH, HHOS-WH,HHOS-TLC,HHOS- HYC , HFAP, DSHS & USDA , and Community Frameworks

Liabilities:

All Current Liabilities are current.

YTD Net Operating Income:	$	(125,488)

CASH FLOW STATEMENT

Cash flow, YTD:	$	(145,607)
Current Ratio:		12.58

Total current assets to total current liabilities (working capital ratio--excess of current assets over current liabilities)

TRANSITIONS

Allocation of Income and Expenses to Programs

2022

				MH	EC	TLC	WH	NL	Total
Month	**Total Admin Income, Month**	**Less Admin Non-designated Donations and Fundraisers**	**Income to Allocate**	**12%**	**16%**	**25%**	**27%**	**20%**	**100%**
Jan	39,960.48	0.00	39,960.48	4,795.26	6,393.68	9,990.12	10,789.33	7,992.10	39,960.48
Feb	13,107.67	0.00	13,107.67	1,572.92	2,097.23	3,276.92	3,539.07	2,621.53	13,107.67
Mar	60,233.64	0.00	60,233.64	7,228.04	9,637.38	15,058.41	16,263.08	12,046.73	60,233.64
Apr									
May									
Jun									
Jul									
Aug									
Sep									
Oct									
Nov									
Dec									
YTD	113,301.79	0.00	113,301.79	13,596.21	18,128.29	28,325.45	30,591.48	22,660.36	113,301.79

				MH	EC	TLC	WH	NL	Total
Month	**Total Admin Expenses**	**Less Admin Deprec**	**Expenses to Allocate**	**12%**	**16%**	**25%**	**27%**	**20%**	**100%**
Jan	51,525.55	353.27	51,172.28	6,140.67	8,187.56	12,793.07	13,816.52	10,234.46	51,172.28
Feb	51,404.13	353.27	51,050.86	6,126.10	8,168.14	12,762.72	13,783.73	10,210.17	51,050.86
Mar	48,287.12	833.95	47,453.17	5,694.38	7,592.51	11,863.29	12,812.36	9,490.63	47,453.17
Apr									
May									
Jun									
Jul									
Aug									
Sep									
Oct									
Nov									
Dec									
YTD	151,216.80	1,540.49	149,676.31	17,961.16	23,948.21	37,419.08	40,412.60	29,935.26	149,676.31

TRANSITIONS

ADMINISTRATION BUDGET PERFORMANCE

March 2022

	Mar 22	Budget	$ Over Budget	Jan - Mar 22	YTD Budget	$ Over Budget	Annual Budget
Ordinary Income/Expense							
Income							
4111 · Donations							
4112 · Donations	4,507.27			14,738.51			
4112.4 · Website Donations	1,429.00	3,333.34	-1,904.34	1,749.00	10,000.02	-8,251.02	40,000.00
4111 · Donations - Other	0.00	5,000.00	-5,000.00	0.00	15,000.00	-15,000.00	60,000.00
Total 4111 · Donations	5,936.27	8,333.34	-2,397.07	16,487.51	25,000.02	-8,512.51	100,000.00
4111.1 · Planned Giving and Major Donors	46,000.00	8,333.34	37,666.66	59,700.00	25,000.02	34,699.98	100,000.00
4118 · Private Grants							
4119 · Grants	0.00	625.00	-625.00	0.00	1,875.00	-1,875.00	7,500.00
4124 · Robert V Baker Foundation	0.00	833.33	-833.33	0.00	2,499.99	-2,499.99	9,999.96
Total 4118 · Private Grants	0.00	1,458.33	-1,458.33	0.00	4,374.99	-4,374.99	17,499.96
4125 · Grants City/County							
4126 · HSG	452.43	2,975.00	-2,522.57	1,425.58	8,925.00	-7,499.42	35,700.00
4127 · CDBG	351.95	333.34	18.61	1,165.42	1,000.02	165.40	4,000.00
4193 · HFAP - Admin	513.44	300.00	213.44	1,426.30	900.00	526.30	3,600.00
4196 · HHOS - Admin TH	927.00	950.00	-23.00	3,021.21	2,850.00	171.21	11,400.00
4197 · HHOS HYC ADM	310.01	300.00	10.01	927.33	900.00	27.33	3,600.00
4198 · ESG - CV ADM	-43.54	1,208.34	-1,251.88	2,424.39	3,625.02	-1,200.63	14,500.00
Total 4125 · Grants City/County	2,511.29	6,066.68	-3,555.39	10,390.23	18,200.04	-7,809.81	72,800.00
4132 · SHP Grants - Admin	66.34	75.00	-8.66	212.09	225.00	-12.91	900.00
4133 · DOF Grants							
4134 · Endowment	2,398.79	3,041.66	-642.87	5,131.79	9,124.98	-3,993.19	36,500.00
Total 4133 · DOF Grants	2,398.79	3,041.66	-642.87	5,131.79	9,124.98	-3,993.19	36,500.00
4140 · Sponsors							
4141 · Franciscan Sisters/Philadelphia	0.00	2,500.00	-2,500.00	0.00	7,500.00	-7,500.00	30,000.00
4142 · Holy Names Sisters	0.00	4,041.66	-4,041.66	0.00	12,124.98	-12,124.98	48,500.00
4143 · Sinsinawa Dominicans	0.00			6,100.00			
4144 · Sisters of Providence	0.00	2,666.66	-2,666.66	0.00	7,999.98	-7,999.98	32,000.00
Total 4140 · Sponsors	0.00	9,208.32	-9,208.32	6,100.00	27,624.96	-21,524.96	110,500.00
4147 · OVW GRANT - ADM	0.00	1,083.34	-1,083.34	0.00	3,250.02	-3,250.02	13,000.00
4150 · Fundraisers							
4153 · Special Fundraisers							
4156 · FastKart Event	0.00	2,666.66	-2,666.66	100.00	7,999.98	-7,899.98	32,000.00
4162 · Holiday Appeal	300.00	916.66	-616.66	7,880.00	2,749.98	5,130.02	11,000.00
4164 · Newsletter							
4164.1 · 1st Newsletter	0.00	416.66	-416.66	0.00	1,249.98	-1,249.98	5,000.00
4164.2 · 2nd Newsletter	100.00	416.66	-316.66	740.00	1,249.98	-509.98	5,000.00
4164.3 · 3rd Newsletter	125.00	833.34	-708.34	3,123.00	2,500.02	622.98	10,000.00
Total 4164 · Newsletter	225.00	1,666.66	-1,441.66	3,863.00	4,999.98	-1,136.98	20,000.00
4166 · Other Special Fundraisers							
4166.7 · Giving Tuesday	0.00			250.50			
4166 · Other Special Fundraisers - Ot...	0.00	2,000.00	-2,000.00	0.00	6,000.00	-6,000.00	24,000.00
Total 4166 · Other Special Fundraisers	0.00	2,000.00	-2,000.00	250.50	6,000.00	-5,749.50	24,000.00
4167 · Annual Report Donations	0.00	250.00	-250.00	0.00	750.00	-750.00	3,000.00
4167.1 · Winter Appeal	150.00	41.67	108.33	150.00	125.01	24.99	500.00
4168 · Summer Appeal	500.00	583.34	-83.34	700.00	1,750.02	-1,050.02	7,000.00
4153 · Special Fundraisers - Other	0.00			50.00			
Total 4153 · Special Fundraisers	1,175.00	8,124.99	-6,949.99	12,993.50	24,374.97	-11,381.47	97,500.00
Total 4150 · Fundraisers	1,175.00	8,124.99	-6,949.99	12,993.50	24,374.97	-11,381.47	97,500.00
4154.0 · PWC Events							
4154.3 · PWC Sponsor	1,500.00	3,333.34	-1,833.34	1,500.00	10,000.02	-8,500.02	40,000.00
4154.4 · Breakfast Donors	0.00	2,500.00	-2,500.00	0.00	7,500.00	-7,500.00	30,000.00
4154.5 · Pledges Receivable Income	0.00	1,666.66	-1,666.66	0.00	4,999.98	-4,999.98	20,000.00
4154.7 · Luncheon Donors	0.00	2,500.00	-2,500.00	0.00	7,500.00	-7,500.00	30,000.00
Total 4154.0 · PWC Events	1,500.00	10,000.00	-8,500.00	1,500.00	30,000.00	-28,500.00	120,000.00
4170 · Interest							
4172 · Investment Interest	34.69	100.00	-65.31	101.41	300.00	-198.59	1,200.00
4172.1 · WTB Money Market Interest	38.87	10.00	28.87	112.87	30.00	82.87	120.00
Total 4170 · Interest	73.56	110.00	-36.44	214.28	330.00	-115.72	1,320.00
4180 · Miscellaneous	-2,172.61			-2,172.61			
4190 · In-Kind Donations							
4192 · In-Kind Donations - Regular	2,745.00			2,745.00			
4190 · In-Kind Donations - Other	0.00	833.34	-833.34	0.00	2,500.02	-2,500.02	10,000.00
Total 4190 · In-Kind Donations	2,745.00	833.34	1,911.66	2,745.00	2,500.02	244.98	10,000.00
Total Income	60,233.64	56,668.34	3,565.30	113,301.79	170,005.02	-56,703.23	680,019.96
Gross Profit	60,233.64	56,668.34	3,565.30	113,301.79	170,005.02	-56,703.23	680,019.96
Expense							
5000 · Wages - Administration							

TRANSITIONS

ADMINISTRATION BUDGET PERFORMANCE

March 2022

	Mar 22	Budget	$ Over Budget	Jan - Mar 22	YTD Budget	$ Over Budget	Annual Budget
5010 · Wages	36,455.65	38,519.34	-2,063.69	105,854.78	115,558.02	-9,703.24	462,232.00
5014 · Contract Labor - Admin	407.99			1,604.14			
Total 5000 · Wages - Administration	36,863.64	38,519.34	-1,655.70	107,458.92	115,558.02	-8,099.10	462,232.00
5019 · Benefits - Administration							
5020 · FICA	2,006.14	2,388.25	-382.11	5,907.99	7,164.75	-1,256.76	28,659.00
5021 · Medicare	469.18	558.50	-89.32	1,381.72	1,675.50	-293.78	6,702.00
5022 · Labor & Industries	247.59	294.00	-46.41	652.16	882.00	-229.84	3,528.00
5023 · Medical	1,778.53	2,304.41	-525.88	5,132.95	6,913.23	-1,780.28	27,653.00
5025 · Life Insurance	205.74	199.75	5.99	545.48	599.25	-53.77	2,397.00
5026 · Retirement	507.04	610.91	-103.87	1,449.35	1,832.73	-383.38	7,331.00
Total 5019 · Benefits - Administration	5,214.22	6,355.82	-1,141.60	15,069.65	19,067.46	-3,997.81	76,270.00
5028 · Employee Assistance - Admin	0.00			175.00			
5030 · Staff Development	0.00	166.67	-166.67	99.00	500.01	-401.01	2,000.00
5090 · Professional Fees/Grants							
5091 · Professional Fees	0.00	1,000.00	-1,000.00	0.00	3,000.00	-3,000.00	12,000.00
Total 5090 · Professional Fees/Grants	0.00	1,000.00	-1,000.00	0.00	3,000.00	-3,000.00	12,000.00
5100 · Restricted Scholarship	3,690.00	833.34	2,856.66	4,862.45	2,500.02	2,362.43	10,000.00
5110 · General Insurance	0.00	25.00	-25.00	40.00	75.00	-35.00	300.00
5120 · Legal	0.00	100.00	-100.00	0.00	300.00	-300.00	1,200.00
5130 · Accounting	0.00	912.50	-912.50	0.00	2,737.50	-2,737.50	10,950.00
5140 · Supplies - Admin							
5141 · Dues/Subs/Books	250.00	416.67	-166.67	5,150.00	1,250.01	3,899.99	5,000.00
5150 · Board/Committee Supplies	22.53	333.34	-310.81	22.53	1,000.02	-977.49	4,000.00
5160 · Office Supplies	1,002.04	416.67	585.37	2,510.34	1,250.01	1,260.33	5,000.00
5161 · Computer Supplies - Admin	839.49	666.67	172.82	1,759.22	2,000.01	-240.79	8,000.00
5170 · Small Equipment	0.00	100.00	-100.00	178.50	300.00	-121.50	1,200.00
Total 5140 · Supplies - Admin	2,114.06	1,933.35	180.71	9,620.59	5,800.05	3,820.54	23,200.00
5175 · Fundraising							
5176.2 · Marketing/PR Expense	241.20	1,666.66	-1,425.46	1,518.02	5,000.00	-3,481.98	20,000.00
5176.4 · Holiday Appeal Expense	0.00	83.33	-83.33	0.00	249.99	-249.99	1,000.00
5176.5 · Annual Report Expense	0.00	108.34	-108.34	0.00	325.02	-325.02	1,300.00
5176.6 · Spring/Summer Appeal	0.00	70.84	-70.84	0.00	212.52	-212.52	850.00
5176.7 · STS/Major Donors/Legacy Society	120.33	125.00	-4.67	253.58	375.00	-121.42	1,500.00
5176.9 · Winter Appeal	281.12	37.50	243.62	281.12	112.50	168.62	450.00
5177.1 · Newsletter	0.00	375.00	-375.00	0.00	1,125.00	-1,125.00	4,500.00
5178 · Printing	0.00	145.84	-145.84	1,461.69	437.52	1,024.17	1,750.00
5179 · Brochures	377.14	25.00	352.14	377.14	75.00	302.14	300.00
5180 · Special Events							
5181 · "People Who Care" Expense	0.00	1,666.67	-1,666.67	0.00	5,000.01	-5,000.01	20,000.00
Total 5180 · Special Events	0.00	1,666.67	-1,666.67	0.00	5,000.01	-5,000.01	20,000.00
5195 · Marketing/PR/Grants Software	149.92	166.67	-16.75	149.92	500.01	-350.09	2,000.00
Total 5175 · Fundraising	1,169.71	4,470.85	-3,301.14	4,041.47	13,412.57	-9,371.10	53,650.00
5210 · Telephone	434.62	350.00	84.62	578.72	1,050.00	-471.28	4,200.00
5235 · Taxes/Permits/Fees	0.00	16.67	-16.67	85.00	50.01	34.99	200.00
5250 · Networking - Admin	146.74	125.00	21.74	146.74	375.00	-228.26	1,500.00
5260 · Misc - Admin							
5260.1 · Misc. Bank Charges	143.81	208.33	-64.52	2,691.89	624.99	2,066.90	2,500.00
5260 · Misc - Admin - Other	25.00	20.84	4.16	25.00	62.52	-37.52	250.00
Total 5260 · Misc - Admin	168.81	229.17	-60.36	2,716.89	687.51	2,029.38	2,750.00
5300 · Maint. & Repair-Admin	228.00	269.67	-41.67	456.00	809.01	-353.01	3,236.00
5310 · M&R Copier-Tran	367.02	75.00	292.02	367.02	225.00	142.02	900.00
5320 · I. T. Support & Maintenance	0.00	1,458.33	-1,458.33	802.16	4,374.99	-3,572.83	17,500.00
5590 · Auto Expense - Admin	21.70	41.67	-19.97	21.70	125.01	-103.31	500.00
5900 · Replace & Operating Reserve,ADM	130.00	130.00	0.00	390.00	390.00	0.00	1,560.00
5910 · In-Kind Expense - Admin	2,745.00	833.33	1,911.67	2,745.00	2,499.99	245.01	10,000.00
5920 · Bad Debt Expense	0.00	666.67	-666.67	0.00	2,000.01	-2,000.01	8,000.00
5930 · Depreciation - Tran	833.95	250.00	583.95	1,540.49	750.00	790.49	3,000.00
Total Expense	54,127.47	58,762.38	-4,634.91	151,216.80	176,287.16	-25,070.36	705,148.00
Net Ordinary Income	6,106.17	-2,094.04	8,200.21	-37,915.01	-6,282.14	-31,632.87	-25,128.04
Other Income/Expense							
Other Income							
9010 · Trans - Allocated Income	-60,233.64			-113,301.79			
Total Other Income	-60,233.64			-113,301.79			
Other Expense							
9110 · Trans - Allocated Expense	-47,453.17			-149,676.31			
Total Other Expense	-47,453.17			-149,676.31			
Net Other Income	-12,780.47			36,374.52			
Net Income	-6,674.30	-2,094.04	-4,580.26	-1,540.49	-6,282.14	4,741.65	-25,128.04

TRANSITIONS
EDUCARE BUDGET PERFORMANCE
March 2022

	Mar 22	Budget	$ Over B...	Jan - Mar 22	YTD Budget	$ Over Budget	Annual Budget
Ordinary Income/Expense							
Income							
4411.1 · Donations - EduCare							
4412.1 · Donations, Educare	0.00			50.00			
4411.1 · Donations - EduCare - Other	0.00	583.33	-583.33	0.00	1,749.99	-1,749.99	7,000.00
Total 4411.1 · Donations - EduCare	0.00	583.33	-583.33	50.00	1,749.99	-1,699.99	7,000.00
4424 · Private Grants - EduCare	7,500.00	5,833.33	1,666.67	12,500.00	17,499.99	-4,999.99	70,000.00
4460 · Educare - Childcare							
4462 · SSPS - DSHS	6,731.80	4,583.33	2,148.47	22,064.85	13,749.99	8,314.86	55,000.00
4464 · USDA Food	862.20	1,583.33	-721.13	2,333.75	4,749.99	-2,416.24	19,000.00
Total 4460 · Educare - Childcare	7,594.00	6,166.66	1,427.34	24,398.60	18,499.98	5,898.62	74,000.00
4461 · Childcare - Program Fees	280.00	183.33	96.67	660.00	549.99	110.01	2,200.00
4463 · Childcare Grants	0.00	1,250.00	-1,250.00	0.00	3,750.00	-3,750.00	15,000.00
4490.1 · In-Kind Income - EduCare	3,147.50	1,666.67	1,480.83	3,147.50	5,000.01	-1,852.51	20,000.00
Total Income	18,521.50	15,683.32	2,838.18	40,756.10	47,049.96	-6,293.86	188,200.00
Gross Profit	18,521.50	15,683.32	2,838.18	40,756.10	47,049.96	-6,293.86	188,200.00
Expense							
8000.1 · Wages - EduCare							
8016 · Wages - Educare	15,440.46	16,846.09	-1,405.63	44,366.79	50,538.27	-6,171.48	202,153.00
Total 8000.1 · Wages - EduCare	15,440.46	16,846.09	-1,405.63	44,366.79	50,538.27	-6,171.48	202,153.00
8040 · Benefits - Educare							
8050 · FICA - Educare	946.94	1,044.42	-97.48	2,718.45	3,133.25	-414.80	12,533.00
8051 · Medicare - Educare	221.46	244.25	-22.79	635.77	732.75	-96.98	2,931.00
8052 · Labor & Ind. - Educare	254.84	682.42	-427.58	922.32	2,047.26	-1,124.94	8,189.00
8053 · Medical - Educare	1,035.31	1,330.08	-294.77	3,475.11	3,990.24	-515.13	15,961.00
8055 · Life Insurance - Educare	78.18	89.83	-11.65	257.48	269.49	-12.01	1,078.00
8056 · Retirement - Educare	172.14	192.67	-20.53	482.80	578.01	-95.21	2,312.00
Total 8040 · Benefits - Educare	2,708.87	3,583.67	-874.80	8,491.93	10,751.00	-2,259.07	43,004.00
8110.1 · General Insurance - Educare	0.00	343.25	-343.25	544.82	1,029.75	-484.93	4,119.00
8340.1 · Supplies - EduCare							
8341.1 · Dues/Books/Sub - EduCare	0.00	4.17	-4.17	0.00	12.49	-12.49	50.00
8342.1 · Office Supplies - Educare	0.00	33.33	-33.33	68.64	99.99	-31.35	400.00
8370.1 · Small Equipment - EduCare	238.71	12.50	226.21	238.71	37.50	201.21	150.00
Total 8340.1 · Supplies - EduCare	238.71	50.00	188.71	307.35	149.98	157.37	600.00
8410.1 · Telephone - Educare	114.08	69.17	44.91	125.28	207.51	-82.23	830.00
8570 · EduCare - Supportive Services							
8573 · Program Supplies	270.91	66.67	204.24	305.56	200.01	105.55	800.00
8574 · Field Trips	0.00	16.67	-16.67	0.00	50.01	-50.01	200.00
8575 · Food	644.34	450.00	194.34	1,363.29	1,350.00	13.29	5,400.00
8576 · Kitchen Supplies	0.00	50.00	-50.00	0.00	150.00	-150.00	600.00
8579 · Resource/Educational Materials	208.18	166.67	41.51	208.18	500.01	-291.83	2,000.00
Total 8570 · EduCare - Supportive Services	1,123.43	750.01	373.42	1,877.03	2,250.03	-373.00	9,000.00
8572 · Contract Labor - EduCare	300.00	100.00	200.00	200.00	300.00	-100.00	1,200.00
8577 · Maintenance & Repair -EduCare	114.68	333.34	-218.66	134.94	1,000.00	-865.06	4,000.00
8580 · Staff Expense EduCare	0.00	108.33	-108.33	118.83	324.99	-206.16	1,300.00
8581 · Utilities - Educare	423.22	414.58	8.64	920.94	1,243.74	-322.80	4,975.00
8585 · School Age Program							
8585.1 · Food	24.47			24.47			
8585.2 · Supplies	0.00			0.00			
Total 8585 · School Age Program	24.47			24.47			
8590.1 · Auto Expense - EduCare	0.00	12.50	-12.50	0.00	37.50	-37.50	150.00
8600.1 · Misc - EduCare							
8578 · Miscellaneous - EduCare	5.00	20.83	-15.83	5.00	62.49	-57.49	250.00
8605.1 · Taxes/Permits/Fees-EduCare	0.00	8.33	-8.33	0.00	24.99	-24.99	100.00
8620.1 · Networking - Educare	0.00	4.17	-4.17	0.00	12.51	-12.51	50.00
Total 8600.1 · Misc - EduCare	5.00	33.33	-28.33	5.00	99.99	-94.99	400.00
8900.1 · Replace & Operating Reserve,EC	166.67	166.66	0.01	500.01	500.00	0.01	2,000.00
8910.1 · In-Kind Expense - EduCare	3,147.50	1,666.67	1,480.83	3,147.50	5,000.01	-1,852.51	20,000.00
8930.1 · Depreciation - Educare	1,402.10	933.33	468.77	2,781.68	2,799.99	-18.31	11,200.00
Total Expense	25,209.19	25,410.93	-201.74	63,546.57	76,232.76	-12,686.19	304,931.00
Net Ordinary Income	-6,687.69	-9,727.61	3,039.92	-22,790.47	-29,182.80	6,392.33	-116,731.00
Other Income/Expense							
Other Income							
9050 · EC - Allocated Income	9,637.38			18,128.29			
Total Other Income	9,637.38			18,128.29			
Other Expense							
9150 · EduCare - Allocated Expense	7,592.51			23,948.21			
Total Other Expense	7,592.51			23,948.21			
Net Other Income	2,044.87			-5,819.92			

TRANSITIONS
EDUCARE BUDGET PERFORMANCE
March 2022

	Mar 22	Budget	$ Over B...	Jan - Mar 22	YTD Budget	$ Over Budget	Annual Budget
Net Income	-4,642.82	-9,727.61	5,084.79	-28,610.39	-29,182.80	572.41	-116,731.00

TRANSITIONS
HOME YARD COTTAGES BUDGET PERFORMANCE
March 2022

	Mar 22	Budget	$ Over B...	Jan - Mar...	YTD Bud...	$ Over Budget	Annual Budget
Ordinary Income/Expense							
Income							
4605 · Donations - HYC	0.00	50.00	-50.00	250.00	150.00	100.00	600.00
4635 · Tenant Services Fee - HYC	0.00	3,750.00	-3,750.00	0.00	11,250.00	-11,250.00	45,000.00
4640 · In-Kind Donations - HYC	2,928.00	625.00	2,303.00	2,928.00	1,875.00	1,053.00	7,500.00
4700 · City/County Grants - HYC							
4701 · HHOS - HYC	3,062.99			9,236.11			
4700 · City/County Grants - HYC - Other	0.00	3,041.67	-3,041.67	0.00	9,125.01	-9,125.01	36,500.00
Total 4700 · City/County Grants - HYC	3,062.99	3,041.67	21.32	9,236.11	9,125.01	111.10	36,500.00
4750 · Medicaid Reimbursement -HYC	0.00	1,270.00	-1,270.00	1,344.00	3,810.00	-2,466.00	15,240.00
Total Income	5,990.99	8,736.67	-2,745.68	13,758.11	26,210.01	-12,451.90	104,840.00
Gross Profit	5,990.99	8,736.67	-2,745.68	13,758.11	26,210.01	-12,451.90	104,840.00
Expense							
9700 · Wages- Home Yard Cottages							
9710 · Wages	5,179.84	7,101.34	-1,921.50	16,247.49	21,304.02	-5,056.53	85,216.00
Total 9700 · Wages- Home Yard Cottages	5,179.84	7,101.34	-1,921.50	16,247.49	21,304.02	-5,056.53	85,216.00
9719 · Benefits - Home Yard Cottages							
9720 · FICA - HYC	321.15	440.25	-119.10	979.05	1,320.75	-341.70	5,283.00
9721 · Medicare - HYC	75.10	103.00	-27.90	228.97	309.00	-80.03	1,236.00
9722 · L & I - HYC	152.30	237.50	-85.20	401.56	712.50	-310.94	2,850.00
9723 · Medical - HYC	567.91	988.00	-420.09	1,703.73	2,964.00	-1,260.27	11,856.00
9725 · Life Insurance - HYC	30.54	40.58	-10.04	97.58	121.74	-24.16	487.00
9726 · Retirement -HYC	0.00	112.08	-112.08	0.00	336.25	-336.25	1,345.00
Total 9719 · Benefits - Home Yard Cottages	1,147.00	1,921.41	-774.41	3,410.89	5,764.24	-2,353.35	23,057.00
9729 · Staff Development - HYC	0.00	35.34	-35.34	0.00	106.02	-106.02	424.00
9730 · Supplies - HYC							
9731 · Office Supplies - HYC	0.00	41.67	-41.67	0.00	125.01	-125.01	500.00
9732 · Computer Supplies - HYC	0.00	11.08	-11.08	0.00	33.24	-33.24	133.00
9733 · Small Equipment - HYC	0.00	44.08	-44.08	0.00	132.24	-132.24	529.00
Total 9730 · Supplies - HYC	0.00	96.83	-96.83	0.00	290.49	-290.49	1,162.00
9740 · Telephone - HYC	0.00	625.00	-625.00	0.00	1,875.00	-1,875.00	7,500.00
9750 · In-Kind Expense - HYC	2,928.00	625.00	2,303.00	2,928.00	1,875.00	1,053.00	7,500.00
9760 · Auto Expense - HYC	10.00	41.66	-31.66	10.00	125.00	-115.00	500.00
9765 · Food - HYC	7.99	75.00	-67.01	50.32	225.00	-174.68	900.00
9766 · Program Supplies - HYC	27.39	35.00	-7.61	27.39	105.00	-77.61	420.00
9767 · Client Assistance- HYC	0.00	53.42	-53.42	0.00	160.26	-160.26	641.00
9770 · Misc. Expenses - HYC	0.00	8.34	-8.34	-136.26	25.00	-161.26	100.00
9775 · Garden Supplies - HYC	0.00	52.50	-52.50	0.00	157.50	-157.50	630.00
Total Expense	9,300.22	10,670.84	-1,370.62	22,537.83	32,012.53	-9,474.70	128,050.00
Net Ordinary Income	-3,309.23	-1,934.17	-1,375.06	-8,779.72	-5,802.52	-2,977.20	-23,210.00
Net Income	-3,309.23	-1,934.17	-1,375.06	-8,779.72	-5,802.52	-2,977.20	-23,210.00

TRANSITIONS
MIRYAM'S HOUSE BUDGET PERFORMANCE
March 2022

	Mar 22	Budget	$ Over Bu...	Jan - Mar ...	YTD Bud...	$ Over Bu...	Annual B...
Ordinary Income/Expense							
Income							
4209 · MH Food Fee	637.00			2,326.00			
4210 · MH Occupancy Fee	1,369.00	1,000.00	369.00	3,003.00	3,000.00	3.00	12,000.00
4211 · Donations-MH							
4212 · Donations	0.00	350.00	-350.00	200.00	1,050.00	-850.00	4,200.00
Total 4211 · Donations-MH	0.00	350.00	-350.00	200.00	1,050.00	-850.00	4,200.00
4225 · Grants City/County - MH							
4226 · City Human Services	0.00	4,000.00	-4,000.00	0.00	12,000.00	-12,000.00	48,000.00
4239 · HHOS - MH TH	3,887.01			12,611.06			
Total 4225 · Grants City/County - MH	3,887.01	4,000.00	-112.99	12,611.06	12,000.00	611.06	48,000.00
4233 · DOF Grants - MH							
4234 · Endowment	8,296.97	8,333.33	-36.36	23,613.64	24,999.99	-1,386.35	100,000.00
Total 4233 · DOF Grants - MH	8,296.97	8,333.33	-36.36	23,613.64	24,999.99	-1,386.35	100,000.00
4247 · OVW GRANT - MH	0.00	3,166.67	-3,166.67	0.00	9,500.01	-9,500.01	38,000.00
4275 · Medicaid Reimbursement - MH	2,240.00	2,916.66	-676.66	6,688.00	8,749.98	-2,061.98	35,000.00
4290 · In Kind Donations - MH							
4292 · In-Kind Regular	0.00	1,250.00	-1,250.00	0.00	3,750.00	-3,750.00	15,000.00
Total 4290 · In Kind Donations - MH	0.00	1,250.00	-1,250.00	0.00	3,750.00	-3,750.00	15,000.00
Total Income	16,429.98	21,016.66	-4,586.68	48,441.70	63,049.98	-14,608.28	252,200.00
Gross Profit	16,429.98	21,016.66	-4,586.68	48,441.70	63,049.98	-14,608.28	252,200.00
Expense							
6000 · Wages - MH							
6010 · Wages	11,912.78	10,517.33	1,395.45	29,695.92	31,551.99	-1,856.07	126,208.00
Total 6000 · Wages - MH	11,912.78	10,517.33	1,395.45	29,695.92	31,551.99	-1,856.07	126,208.00
6019 · Benefits - MH							
6020 · FICA-MH	712.62	652.09	60.53	1,714.84	1,956.27	-241.43	7,825.00
6021 · Medicare-MH	166.66	152.50	14.16	401.05	457.50	-56.45	1,830.00
6022 · Labor & Ind.-MH	345.31	357.75	-12.44	876.79	1,073.25	-196.46	4,293.00
6023 · Medical-MH	637.68	713.33	-75.65	1,913.04	2,139.99	-226.95	8,560.00
6025 · Life Insurance-MH	66.53	47.83	18.70	151.21	143.49	7.72	574.00
6026 · Retirement-MH	141.79	112.17	29.62	407.80	336.51	71.29	1,346.00
Total 6019 · Benefits - MH	2,070.59	2,035.67	34.92	5,464.73	6,107.01	-642.28	24,428.00
6030 · Staff Development-MH	15.00	41.67	-26.67	15.00	125.01	-110.01	500.00
6110 · General Insurance-MH	0.00	610.16	-610.16	1,138.06	1,830.50	-692.44	7,322.00
6140 · Supplies							
6160 · Office Supplies-MH	0.00	175.00	-175.00	45.66	525.00	-479.34	2,100.00
6161 · Computer Supplies -MH	0.00			17.65			
6170 · Small Equipment-MH	0.00	33.33	-33.33	0.00	99.99	-99.99	400.00
Total 6140 · Supplies	0.00	208.33	-208.33	63.31	624.99	-561.68	2,500.00
6410 · Telephone-MH	289.90	291.67	-1.77	574.45	875.01	-300.56	3,500.00
6420 · Utilities-MH	1,079.33	958.33	121.00	2,245.72	2,874.99	-629.27	11,500.00
6530 · Supportive Services - MH							
6531 · Alum Groups-MH	0.00	16.67	-16.67	0.00	50.00	-50.00	200.00
6532 · Client Assist-MH	38.14	266.67	-228.53	687.91	800.01	-112.10	3,200.00
6533 · Clothing & Housewares	0.00	16.67	-16.67	0.00	50.00	-50.00	200.00
6534 · Drug Testing	0.00	58.33	-58.33	-210.79	174.99	-385.78	700.00
6536 · Food-MH	750.79	766.66	-15.87	1,936.76	2,300.00	-363.24	9,200.00
6538 · Program Supplies	193.51	425.00	-231.49	646.57	1,275.00	-628.43	5,100.00
Total 6530 · Supportive Services - MH	982.44	1,550.00	-567.56	3,060.45	4,650.00	-1,589.55	18,600.00
6560 · Payroll Expenses	0.00			0.00			
6590 · Auto Expense	183.25	41.67	141.58	218.38	125.01	93.37	500.00
6600 · Miscellaneous MH							

TRANSITIONS
MIRYAM'S HOUSE BUDGET PERFORMANCE
March 2022

	Mar 22	Budget	$ Over Bu...	Jan - Mar ...	YTD Bud...	$ Over Bu...	Annual B...
6620 · Networking - MH	0.00	4.17	-4.17	0.00	12.51	-12.51	50.00
6630 · Miscellaneous-MH	59.95	25.00	34.95	67.95	75.00	-7.05	300.00
Total 6600 · Miscellaneous MH	59.95	29.17	30.78	67.95	87.51	-19.56	350.00
6835 · Maint/Repair-MH	683.82	666.66	17.16	1,975.34	2,000.00	-24.66	8,000.00
6840 · M&R Copier - MH	15.23			154.59			
6900.1 · Replace & Operating Reserve, MH	1,041.66	1,041.67	-0.01	3,124.98	3,125.01	-0.03	12,500.00
6910 · In-Kind Expense - MH	0.00	1,250.00	-1,250.00	0.00	3,750.00	-3,750.00	15,000.00
6930 · Depreciation-MH	2,893.56	2,125.00	768.56	7,240.32	6,375.00	865.32	25,500.00
Total Expense	21,227.51	21,367.33	-139.82	55,039.20	64,102.03	-9,062.83	256,408.00
Net Ordinary Income	-4,797.53	-350.67	-4,446.86	-6,597.50	-1,052.05	-5,545.45	-4,208.00
Other Income/Expense							
Other Income							
9020 · MH - Allocated Income	7,228.04			13,596.22			
Total Other Income	7,228.04			13,596.22			
Other Expense							
9120 · MH - Allocated Expense	5,694.38			17,961.15			
Total Other Expense	5,694.38			17,961.15			
Net Other Income	1,533.66			-4,364.93			
Net Income	-3,263.87	-350.67	-2,913.20	-10,962.43	-1,052.05	-9,910.38	-4,208.00

Transitions' New Leaf Bakery Cafe
Profit & Loss Budget Performance
March 2022

	Mar 22	Budget	$ Over Budget	Jan - Mar 22	YTD Budget	$ Over Budget	Annual Budget
Income							
4100 · Catering Sales							
4100.2 · Event Catering	499.00			2,941.99			
4100.3 · Bake Sales	0.00			160.50			
4100.5 · Other Catering Sales	0.00			3,217.97			
4100 · Catering Sales - Other	0.00	4,166.67	-4,166.67	0.00	12,500.01	-12,500.01	50,000.00
Total 4100 · Catering Sales	499.00	4,166.67	-3,667.67	6,320.46	12,500.01	-6,179.55	50,000.00
4200 · Coffee Shop Sales							
4200.4 · Other Food Sales	0.00			39.00			
4200 · Coffee Shop Sales - Other	3,418.21	4,166.67	-748.46	6,382.24	12,500.01	-6,117.77	50,000.00
Total 4200 · Coffee Shop Sales	3,418.21	4,166.67	-748.46	6,421.24	12,500.01	-6,078.77	50,000.00
4300 · CSA Income	0.00	166.67	-166.67	0.00	500.01	-500.01	2,000.00
6000 · Donations	0.00	1,083.34	-1,083.34	260.08	3,250.02	-2,989.94	13,000.00
6100 · Private Grants							
6104 · Other Private Grants	0.00			20,000.00			
6100 · Private Grants - Other	0.00	6,666.66	-6,666.66	0.00	19,999.98	-19,999.98	80,000.00
Total 6100 · Private Grants	0.00	6,666.66	-6,666.66	20,000.00	19,999.98	0.02	80,000.00
6350 · OVW Grant	0.00	458.34	-458.34	0.00	1,375.02	-1,375.02	5,500.00
6370 · Medicaid Reimbursement	1,134.00	5,000.00	-3,866.00	8,721.00	15,000.00	-6,279.00	60,000.00
6400 · Sponsors							
6401 · Sisters of St. Francis	0.00	2,633.34	-2,633.34	0.00	7,900.01	-7,900.01	31,600.00
Total 6400 · Sponsors	0.00	2,633.34	-2,633.34	0.00	7,900.01	-7,900.01	31,600.00
6450 · Dominican Outreach Foundation	1,000.00	1,000.00	0.00	3,000.00	3,000.00	0.00	12,000.00
6500 · In-Kind Donations							
6501 · Volunteer Hours	2,130.00			2,130.00			
6502 · In-Kind Donations	1,200.00			1,200.00			
6500 · In-Kind Donations - Other	0.00	3,166.67	-3,166.67	0.00	9,500.01	-9,500.01	38,000.00
Total 6500 · In-Kind Donations	3,330.00	3,166.67	163.33	3,330.00	9,500.01	-6,170.01	38,000.00
Total Income	9,381.21	28,508.36	-19,127.15	48,052.78	85,525.07	-37,472.29	342,100.00
Cost of Goods Sold							
5100 · Food Purchases - Cafe							
5101 · Tea & Coffee Purchases	258.55			474.15			
5100 · Food Purchases - Cafe - Other	809.64	1,374.50	-564.86	1,094.78	4,123.50	-3,028.72	16,494.00
Total 5100 · Food Purchases - Cafe	1,068.19	1,374.50	-306.31	1,568.93	4,123.50	-2,554.57	16,494.00
5120 · Cafe Supplies & Consumables	261.65	232.50	29.15	482.56	697.50	-214.94	2,790.00
5200 · Food Purchases - Catering	223.53	1,996.67	-1,773.14	1,115.47	5,990.01	-4,874.54	23,960.00
5220 · Catering Supplies & Consumables	0.00	211.75	-211.75	126.75	635.25	-508.50	2,541.00
5550 · Small Equipment Purchases							
5552 · Kitchen	0.00			0.00			
Total 5550 · Small Equipment Purchases	0.00			0.00			
5650 · Equipment Repair & Maintenance	0.00			208.74			
Total COGS	1,553.37	3,815.42	-2,262.05	3,502.45	11,446.26	-7,943.81	45,785.00
Gross Profit	7,827.84	24,692.94	-16,865.10	44,550.33	74,078.81	-29,528.48	296,315.00
Expense							
7100 · Staff Salaries							
7102 · Staff Salaries	16,042.33	20,270.34	-4,228.01	51,183.84	60,811.02	-9,627.18	243,244.00
Total 7100 · Staff Salaries	16,042.33	20,270.34	-4,228.01	51,183.84	60,811.02	-9,627.18	243,244.00
7150 · Benefits							
7151 · FICA	1,009.09	1,256.75	-247.66	3,176.70	3,770.25	-593.55	15,081.00
7152 · Medicare	235.99	293.91	-57.92	742.93	881.73	-138.80	3,527.00
7153 · Labor & Ind	208.78	357.17	-148.39	712.89	1,071.51	-358.62	4,286.00
7154 · Medical	1,817.25	1,916.84	-99.59	5,451.75	5,750.52	-298.77	23,002.00
7156 · Life Insurance	83.41	104.75	-21.34	291.01	314.25	-23.24	1,257.00
7157 · Retirement	0.00	249.84	-249.84	-60.29	749.52	-809.81	2,998.00
Total 7150 · Benefits	3,354.52	4,179.26	-824.74	10,314.99	12,537.78	-2,222.79	50,151.00
7170 · Staff Training & Development							
7171 · Staff Training	0.00	54.17	-54.17	0.00	162.51	-162.51	650.00
7172 · Staff Development	0.00	54.17	-54.17	0.00	162.51	-162.51	650.00
Total 7170 · Staff Training & Development	0.00	108.34	-108.34	0.00	325.02	-325.02	1,300.00
7240 · Admin Supplies							
7241 · Dues/Subs/Books	0.00			0.00			
7242 · Office Supplies	0.00	262.50	-262.50	453.03	787.50	-334.47	3,150.00
7243 · Computer Supplies	235.59			250.27			
7244 · Small Equipment	0.00	250.00	-250.00	0.00	750.00	-750.00	3,000.00
Total 7240 · Admin Supplies	235.59	512.50	-276.91	703.30	1,537.50	-834.20	6,150.00
7250 · Garden Supplies	0.00	44.17	-44.17	0.00	132.51	-132.51	530.00
7260 · Maintenance & Repair	0.00	416.67	-416.67	839.85	1,250.01	-410.16	5,000.00
7300 · Rent	556.55	1,144.00	-587.45	1,653.97	3,432.00	-1,778.03	13,728.00
7310 · Telephone	693.75	508.34	185.41	1,530.83	1,525.00	5.83	6,100.00
7330 · Taxes/ Permits/ Fees							
7332 · Business Licence Fees	0.00			0.00			
7333 · Food Handlers Permits	50.00			60.00			
7330 · Taxes/ Permits/ Fees - Other	0.00	125.00	-125.00	0.00	375.00	-375.00	1,500.00
Total 7330 · Taxes/ Permits/ Fees	50.00	125.00	-75.00	60.00	375.00	-315.00	1,500.00
7350 · Client Assistance	0.00			0.00			
7400 · Advertsing & Promotional Costs	0.00	91.66	-91.66	0.00	274.99	-274.99	1,100.00
7500 · Auto Expenses	0.00	100.00	-100.00	30.20	300.00	-269.80	1,200.00
7550 · Delivery Costs	0.00	208.33	-208.33	353.33	624.99	-271.66	2,500.00
7600 · Insurance							
7601 · General Insurance	31.35			552.25			
7600 · Insurance - Other	0.00	66.67	-66.67	0.00	200.01	-200.01	800.00
Total 7600 · Insurance	31.35	66.67	-35.32	552.25	200.01	352.24	800.00
7700 · Bank Interest & Charges							

Transitions' New Leaf Bakery Cafe
Profit & Loss Budget Performance
March 2022

	Mar 22	Budget	$ Over Budget	Jan - Mar 22	YTD Budget	$ Over Budget	Annual Budget
7702 · Merchant Account Fees	153.81	166.67	-12.86	287.21	500.01	-212.80	2,000.00
Total 7700 · Bank Interest & Charges	153.81	166.67	-12.86	287.21	500.01	-212.80	2,000.00
7750 · Misc Expenses	0.00	41.67	-41.67	653.99	125.01	528.98	500.00
7800 · Depreciation	2,304.80	2,500.00	-195.20	6,706.72	7,500.00	-793.28	30,000.00
7850 · In -Kind Expense							
7851 · Volunteer Hours	2,130.00			2,130.00			
7852 · In - Kind Donations	1,200.00			1,200.00			
7850 · In -Kind Expense - Other	0.00	3,166.67	-3,166.67	0.00	9,500.01	-9,500.01	38,000.00
Total 7850 · In -Kind Expense	3,330.00	3,166.67	163.33	3,330.00	9,500.01	-6,170.01	38,000.00
7880 · Replacement & Operating Reserve	266.67	266.67	0.00	800.01	800.00	0.01	3,200.00
Total Expense	27,019.37	33,916.96	-6,897.59	79,000.49	101,750.86	-22,750.37	407,003.00
Net Income	**-19,191.53**	**-9,224.02**	**-9,967.51**	**-34,450.16**	**-27,672.05**	**-6,778.11**	**-110,688.00**

TRANSITIONS
TLC BUDGET PERFORMANCE
March 2022

	Mar 22	Budget	$ Over B...	Jan - Mar 22	YTD Budget	$ Over B...	Annual Budget
Ordinary Income/Expense							
Income							
4410 · TLC Occupancy Fee							
4410.3 · Duplex Rent	1,262.00	1,110.00	152.00	3,586.00	3,330.00	256.00	13,320.00
4410.4 · TLC Occupancy Fee	429.85	6,418.67	-5,988.82	2,288.85	19,256.01	-16,967.16	77,024.00
4410.5 · PSH Occupancy Fee	652.00			1,956.00			
4410.6 · VOA TH RENT	4,600.00			13,800.00			
Total 4410 · TLC Occupancy Fee	6,943.85	7,528.67	-584.82	21,630.85	22,586.01	-955.16	90,344.00
4411 · Donations, TLC							
4412 · Donations, TLC	0.00	166.67	-166.67	5,000.00	500.01	4,499.99	2,000.00
Total 4411 · Donations, TLC	0.00	166.67	-166.67	5,000.00	500.01	4,499.99	2,000.00
4418 · Private Grants - TLC							
4419 · Private Grants - TLC	3,000.00	4,166.67	-1,166.67	33,000.00	12,500.01	20,499.99	50,000.00
Total 4418 · Private Grants - TLC	3,000.00	4,166.67	-1,166.67	33,000.00	12,500.01	20,499.99	50,000.00
4425 · City/County Grants - TLC							
4426 · City Human Services	0.00	2,675.00	-2,675.00	0.00	8,025.00	-8,025.00	32,100.00
4495 · Home & Family Assistance - ...	5,134.42	3,750.00	1,384.42	14,263.09	11,250.00	3,013.09	45,000.00
4496 · HHOS - TLC TH	5,382.97			17,601.02			
Total 4425 · City/County Grants - TLC	10,517.39	6,425.00	4,092.39	31,864.11	19,275.00	12,589.11	77,100.00
4434 · DOF Endowment - TLC	22,991.59	23,000.00	-8.41	65,343.25	69,000.00	-3,656.75	276,000.00
4447 · OVW GRANT - TLC	0.00	4,000.00	-4,000.00	0.00	12,000.00	-12,000.00	48,000.00
4448 · State Grants - TLC	0.00	7,083.33	-7,083.33	0.00	21,249.99	-21,249.99	85,000.00
4485 · Medicaid Reimbursement - TLC	0.00	1,000.00	-1,000.00	1,344.00	3,000.00	-1,656.00	12,000.00
4490 · In-Kind Donations TLC							
4492 · In-Kind Regular	4,921.25	2,500.00	2,421.25	4,921.25	7,500.00	-2,578.75	30,000.00
Total 4490 · In-Kind Donations TLC	4,921.25	2,500.00	2,421.25	4,921.25	7,500.00	-2,578.75	30,000.00
Total Income	48,374.08	55,870.34	-7,496.26	163,103.46	167,611.02	-4,507.56	670,444.00
Gross Profit	48,374.08	55,870.34	-7,496.26	163,103.46	167,611.02	-4,507.56	670,444.00
Expense							
8000 · Wages							
8010 · Wages - TLC	22,805.21	19,252.75	3,552.46	58,318.55	57,758.25	560.30	231,033.00
Total 8000 · Wages	22,805.21	19,252.75	3,552.46	58,318.55	57,758.25	560.30	231,033.00
8019 · Benefits - TLC							
8020 · FICA - TLC	1,336.95	1,193.67	143.28	3,593.16	3,580.99	12.17	14,324.00
8021 · Medicare - TLC	312.68	279.17	33.51	840.35	837.49	2.86	3,350.00
8022 · Labor & Ind. - TLC	599.35	602.75	-3.40	1,528.48	1,808.25	-279.77	7,233.00
8023 · Medical - TLC	3,135.08	3,105.75	29.33	9,405.24	9,317.25	87.99	37,269.00
8025 · Life Insurance - TLC	96.82	102.16	-5.34	322.58	306.49	16.09	1,226.00
8026 · Retirement - TLC	202.73	110.83	91.90	573.10	332.49	240.61	1,330.00
Total 8019 · Benefits - TLC	5,683.61	5,394.33	289.28	16,262.91	16,182.96	79.95	64,732.00
8030 · Staff Development - TLC	67.48	166.66	-99.18	175.48	499.99	-324.51	2,000.00
8110 · General Insurance - TLC	0.00	2,583.33	-2,583.33	4,381.86	7,749.99	-3,368.13	31,000.00
8340 · Supplies - TLC							
8341 · Dues/Books/Subs - TLC	0.00	20.83	-20.83	0.00	62.49	-62.49	250.00
8360 · Office Supplies - TLC	63.80	141.66	-77.86	389.38	425.00	-35.62	1,700.00
8361 · Computer Supplies - TLC	28.32			51.84			
8370 · Small Equipment - TLC	0.00	33.33	-33.33	0.00	99.99	-99.99	400.00
Total 8340 · Supplies - TLC	92.12	195.82	-103.70	441.22	587.48	-146.26	2,350.00
8410 · Telephone - TLC	918.02	531.25	386.77	1,123.28	1,593.75	-470.47	6,375.00
8420 · Utilities - TLC	5,348.65	3,775.00	1,573.65	9,647.41	11,325.00	-1,677.59	45,300.00
8450 · Interest Expense - TLC	21.92			65.76			
8530 · Supportive Services - TLC							
8532 · Client Assist - TLC	1,155.90	166.67	989.23	1,339.44	500.01	839.43	2,000.00
8533 · Drug Testing	0.00	20.83	-20.83	0.00	62.49	-62.49	250.00
8535 · Food - TLC	88.17	91.67	-3.50	107.99	275.01	-167.02	1,100.00
8537 · Miscellaneous	0.00	141.67	-141.67	0.00	425.01	-425.01	1,700.00
8538 · Program Supplies - TLC	292.19			381.89			
8539 · WFF Rental Deposits	0.00	329.16	-329.16	0.00	987.48	-987.48	3,950.00
8530 · Supportive Services - TLC - Ot...	0.00			-108.00			
Total 8530 · Supportive Services - TLC	1,536.26	750.00	786.26	1,721.32	2,250.00	-528.68	9,000.00
8590 · Auto Expense - TLC	62.01	195.83	-133.82	918.81	587.49	331.32	2,350.00
8600 · Misc - TLC							

TRANSITIONS
TLC BUDGET PERFORMANCE
March 2022

	Mar 22	Budget	$ Over B...	Jan - Mar 22	YTD Budget	$ Over B...	Annual Budget
8605 · Taxes/Permits/Fees - TLC	0.00	25.00	-25.00	224.00	75.00	149.00	300.00
8620 · Networking - TLC	0.00	8.33	-8.33	0.00	24.99	-24.99	100.00
8630 · Miscellaneous - TLC	50.00	16.66	33.34	90.29	50.00	40.29	200.00
Total 8600 · Misc - TLC	50.00	49.99	0.01	314.29	149.99	164.30	600.00
8640 · Duplex Expenses	581.60	625.00	-43.40	1,322.76	1,875.00	-552.24	7,500.00
8835 · Maint/Repair - TLC	5,623.38	2,391.67	3,231.71	8,153.33	7,175.01	978.32	28,700.00
8836 · Copier Maint & Repair	93.62	108.33	-14.71	257.57	324.99	-67.42	1,300.00
8900 · Replace & Operating Reserve,T...	2,000.00	2,000.00	0.00	6,000.00	6,000.00	0.00	24,000.00
8910 · In-Kind Expense - TLC	4,921.25	2,500.00	2,421.25	4,921.25	7,500.00	-2,578.75	30,000.00
8930 · Depreciation - TLC	14,698.67	10,583.33	4,115.34	34,762.73	31,749.99	3,012.74	127,000.00
Total Expense	64,503.80	51,103.29	13,400.51	148,788.53	153,309.89	-4,521.36	613,240.00
Net Ordinary Income	-16,129.72	4,767.05	-20,896.77	14,314.93	14,301.13	13.80	57,204.00
Other Income/Expense							
Other Income							
9040 · TLC - Allocated Income	15,058.41			28,325.45			
Total Other Income	15,058.41			28,325.45			
Other Expense							
9140 · TLC - Allocated Expense	11,863.29			37,419.08			
Total Other Expense	11,863.29			37,419.08			
Net Other Income	3,195.12			-9,093.63			
Net Income	-12,934.60	4,767.05	-17,701.65	5,221.30	14,301.13	-9,079.83	57,204.00

TRANSITIONS
SINTO COMMONS BUDGET PERFORMANCE
March 2022

	Mar 22	Budget	$ Over ...	Jan - M...	YTD Bu...	$ Over Budget	Annual Budget
Ordinary Income/Expense							
Income							
4835 · Tenant Services Fee -SC							
4836 · Sinto Commons - Admin	0.00	878.26	-878.26	694.53	2,634.78	-1,940.25	10,539.12
4835 · Tenant Services Fee -SC - ...	5,590.41	7,904.41	-2,314.00	12535.69	23713.23	-11,177.54	94,852.88
Total 4835 · Tenant Services Fee -SC	5,590.41	8,782.67	-3,192.26	13,230.22	26,348.01	-13,117.79	105,392.00
Total Income	5,590.41	8,782.67	-3,192.26	13,230.22	26,348.01	-13,117.79	105,392.00
Gross Profit	5,590.41	8,782.67	-3,192.26	13,230.22	26,348.01	-13,117.79	105,392.00
Expense							
9800 · Wages - Sinto Commons							
9810 · Wages - SC	4,765.20	6,832.00	-2,066.80	14146.13	20496.00	-6,349.87	81,984.00
Total 9800 · Wages - Sinto Commons	4,765.20	6,832.00	-2,066.80	14,146.13	20,496.00	-6,349.87	81,984.00
9819 · Benefits - Sinto Commons							
9820 · FICA - SC	346.58	423.59	-77.01	902.01	1,270.75	-368.74	5,083.00
9821 · Medicare - SC	81.06	99.08	-18.02	210.96	297.24	-86.28	1,189.00
9822 · L & I - SC	166.81	225.50	-58.69	462.11	676.50	-214.39	2,706.00
9823 · Medical - SC	531.81	1,055.25	-523.44	1,063.62	3,165.75	-2,102.13	12,663.00
9825 · Life Insurance - SC	23.54	38.84	-15.30	44.24	116.50	-72.26	466.00
9826 · Retirement - SC	63.26	108.42	-45.16	176.79	325.26	-148.47	1,301.00
Total 9819 · Benefits - Sinto Commons	1,213.06	1,950.68	-737.62	2,859.73	5,852.00	-2,992.27	23,408.00
9830 · Supplies - SC							
9831 · Office Supplies - SC	79.21			79.21			
Total 9830 · Supplies - SC	79.21			79.21			
9860 · Auto Expense - SC	0.00			13.46			
9870 · Miscellaneous - SC	13.71			30.06			
Total Expense	6,071.18	8,782.68	-2,711.50	17,128.59	26,348.00	-9,219.41	105,392.00
Net Ordinary Income	-480.77	-0.01	-480.76	-3,898.37	0.01	-3,898.38	0.00
Net Income	-480.77	-0.01	-480.76	-3,898.37	0.01	-3,898.38	0.00

TRANSITIONS

WOMEN'S HEARTH BUDGET PERFORMANCE

March 2022

	Mar 22	Budget	$ Over Budget	Jan - Mar 22	YTD Budget	$ Over Budget	Annual Budget
Ordinary Income/Expense							
Income							
4311 · Donations-WH	905.00	1,416.67	-511.67	4,116.00	4,250.01	-134.01	17,000.00
4318 · Private Grants-WH	0.00	4,166.67	-4,166.67	15,000.00	12,500.01	2,499.99	50,000.00
4325 · City/County Grants-WH	7,608.42	17,664.91	-10,056.49	50,153.93	52,994.73	-2,840.80	211,979.00
4332 · SHP Grant-WH	1,929.57	3,591.67	-1,662.10	5,490.00	10,775.01	-5,285.01	43,100.00
4333 · DOF Grants-WH	1,979.65	2,000.00	-20.35	6,812.32	6,000.00	812.32	24,000.00
4340 · Sponsors-WH	0.00	3,950.00	-3,950.00	0.00	11,850.00	-11,850.00	47,400.00
4350 · Fundraisers - WH	9,090.10			9,090.10			
4370 · Medicaid Reimbursement - WH	1,120.00	683.33	436.67	1,456.00	2,049.99	-593.99	8,200.00
4380 · Miscellaneous - WH	280.00	433.33	-153.33	2,080.00	1,299.99	780.01	5,200.00
4390 · In-Kind Donations WH	2,831.25	1,250.00	1,581.25	2,831.25	3,750.00	-918.75	15,000.00
Total Income	25,743.99	35,156.58	-9,412.59	97,029.60	105,469.74	-8,440.14	421,879.00
Gross Profit	25,743.99	35,156.58	-9,412.59	97,029.60	105,469.74	-8,440.14	421,879.00
Expense							
7000 · Wages - WH	29,430.89	29,669.58	-238.69	80,999.17	89,008.74	-8,009.57	356,035.00
7019 · Benefits - WH	6,346.72	6,463.41	-116.69	17,654.55	19,390.24	-1,735.69	77,561.00
7030 · Staff Development-WH	30.00	66.67	-36.67	30.00	200.01	-170.01	800.00
7110 · General Ins.-WH	0.00	711.33	-711.33	951.24	2,133.99	-1,182.75	8,536.00
7340 · Supplies WH	73.45	104.16	-30.71	227.09	312.48	-85.39	1,250.00
7410 · Telephone-WH	419.64	345.00	74.64	839.28	1,035.00	-195.72	4,140.00
7420 · Utilities-WH	2,292.40	991.67	1,300.73	2,638.38	2,975.01	-336.63	11,900.00
7530 · Supportive Services - WH	798.25	662.50	135.75	1,245.40	1,987.50	-742.10	7,950.00
7560 · Avista Grant Expenditure	225.36			1,249.89			
7590 · Auto Expense - WH	0.00	29.16	-29.16	0.00	87.48	-87.48	350.00
7600 · Misc - WH	154.14	83.33	70.81	121.51	249.99	-128.48	1,000.00
7835 · Maint/Repair-WH	845.43	816.67	28.76	2,239.88	2,450.01	-210.13	9,800.00
7840 · Copier Expense	49.57	60.42	-10.85	79.45	181.26	-101.81	725.00
7900 · Replace & Operating Reserve, WH	703.33	703.33	0.00	2,109.99	2,109.99	0.00	8,440.00
7910 · In-Kind Expense - WH	2,831.25	1,250.00	1,581.25	2,831.25	3,750.00	-918.75	15,000.00
7930 · Depreciation-WH	2,829.11	2,666.67	162.44	7,727.93	8,000.01	-272.08	32,000.00
Total Expense	47,029.54	44,623.90	2,405.64	120,945.01	133,871.71	-12,926.70	535,487.00
Net Ordinary Income	-21,285.55	-9,467.32	-11,818.23	-23,915.41	-28,401.97	4,486.56	-113,608.00
Other Income/Expense							
Other Income							
9030 · WH- Allocated Income	16,263.08			30,591.48			
Total Other Income	16,263.08			30,591.48			
Other Expense							
9130 · WH - Allocated Expense	12,812.36			40,412.62			
Total Other Expense	12,812.36			40,412.62			
Net Other Income	3,450.72			-9,821.14			
Net Income	-17,834.83	-9,467.32	-8,367.51	-33,736.55	-28,401.97	-5,334.58	-113,608.00

Finance Committee Agenda
Tuesday, May 17th, 2022
7:00 AM – Zoom Meeting

- Call to Order
- Review of the April Meeting Minutes
- Monthly Financials
- Program Manager Presentation: Shelby Berkompas, EduCare
- Other Business
- Adjourn

Next Meeting –Tuesday, June 21st, 2022

7:00 AM, Zoom Meeting

Key Values

Respect for Human Dignity **Community**
Growth/Wholeness **Justice**

Finance committee

April 19, 2022

Present: Debbie Jennison and Shelia Leslie, co-chairs, Nicolle Laporte, Sandy Hansen, Cory Rickard, Jim Vernon

Staff present: Susan Tyler-Babkirk, Clint McGregor, Edie Rice-Sauer

Debbie provided a reflection

Minutes: Nicole moved; Sandy seconded. Minutes approved.

Clint reviewed the March financials. He apologized for the tardiness of the packet. We currently have a net loss of just over $125,000. The main driver is a drop in revenue, which is similar to previous years at this time. Expenses are being held down. Great revenue news is coming in April. There were larger cash outlays for some long-term expenses and safer stair repair/replace. Re the balance sheet, there was a drop in overall cash. Foundation endowment investments have increased due to some work done for the audit. There were some pledge write offs. Accrued absences account has been updated; this changed by about $3000. Deferred revenue represents money coming from Better Health Together and pays for our Responsible Renter program. The biggest change in the statement of cash flows was the larger cash outlays mentioned above. The Variance report was reviewed. We're waiting to receive tenant fees from the Home Yard Cottages-about $22,000. Sinto Commons expenses were less, so revenue is also less (this is reimbursed to us). Higher than expected major donor gifts-one as high as $7000. Working to get OVW funds. Child care income is higher than originally budgeted. Miscellaneous income has changed because Clint caught a coding error for some of the funds. Expenses are generally lower than budgeted. Utilities was positively impacted by our TLC solar panels. Pledge allowance and discount numbers have dropped; they are just a direct per cent off of pledges receivable. Biggest change in Program reports was at the Women's Hearth that was not reflecting the ESG income from the City/HUD.

Women's Hearth report from Susan Tyler-Babkirk. Coming out of COVID, scheduling more things. Still masking; there were some new outbreaks at shelters and there is an isolation site available. Vaccine clinic at the Hearth at the end of the month. There will be flu and Hep C vaccines also available. SRHD will be providing. House of Charity Providence Clinic has volunteer nurses and community health workers coming to the Hearth regularly. Volunteers are returning. Hopefully college students can return in the fall (Susan is hesitant to predict such things these days!). A new Volunteer Coordinator will be coming on board in July. Kathy McFaul, current Volunteer Coordinator, will be moving to Admin to serve the entire organization. Fire across the alley from the Hearth impacted our roof; we're arranging for an insurance inspector. There is also a persistent leak that we hope to fix at the same time. Still waiting for CDBG capital funds that were approved 3 years ago. We're also doing some lighting upgrades. Planning to be open both weekend days. Some personnel changes may impact that.

During these past 2 years we've lost several women to death. We'll hold a memorial service in May. The Young Adult Shelter moved on.

Executive Director report: We held our annual Board of Members meeting via zoom with the 4 members from across the country. At this meeting our 2022-2024 Strategic Plan was approved, and the Participant survey was accepted. We held the Downtown Spokane Partnership meetings at the Women's Hearth. The mayor was also there. New Leaf Cafe will be opening in July at the next location at the Central Library. We also held a New Leaf graduation at the YW/YM Cafe site for 4 graduates. The Women's Hearth received some additional HUD funds that were unspent by other organizations. We were granted a 3-year Americorps/Vista position to facilitate participant's voice being more engaged in our decision-making processes and facilitating parent engagement. We're looking into the possibility of becoming a behavioral health licensed program. Audit is underway. Give Big event virtual fund raiser in early May.

Submitted by Edie Rice-Sauer

Executive Director Report April/May 2022

Community building: I met with a group of First Unitarian Universalist church members who are considering developing housing. Susan is a member there. I hosted a meeting of city council members and various agencies regarding a good neighbor agreement. I traveled to Sinsinawa Wisconsin to be with the sisters and accept the Cornerstone award from 2020! I was just notified that I will receive the Mother Joseph award from the Sisters of Providence. I attended a 3.5-day training regarding Organizing, hosted by IAF and the Spokane Alliance. As part of Spokane Gives, I lead a team of 5 men and dismantled the shed on the TLC grounds. We hope to one day put a ½ basketball court there. I spoke to the Dominican Outreach Foundation. I contacted Sharon Smith of Smith-Barbieri Progressive fund regarding current homeless issues. Sarah and I met Robert Stevens of Molina. I met with two groups of female not for profit execs for support. I met with David Condon at Premera to thank him for their grant and to discuss how to better communicate with City Hall. I continue to participate in Transitions' Dominant Culture caucus meetings with Kurtis Robinson of the NAACP. I regularly attend weekly City/SRHD COVID updates, Audubon/Downriver Neighborhood Council, Transitions' Safety committee and all Board committees, Spokane Alliance's Truth and Reconciliation group, Homeless Service provider execs at UGM, Better Health Together and their cohort meeting (Activity Lead), Spokane Low Income Housing Consortium (SLIHC) Board, HUD CoC, Downtown Spokane Partnerships' Business Improvement District (BID) meetings, Bank of America Neighborhood Champions Red group and SNAP Planning.

Strategic Planning: The 2022-2024 plan was approved by the BOM and Board at our annual meeting. Each goal has been assigned "Leads" to ensure someone is staying on top of each one. This includes: Goal 1 performance measuring: Sarah and the Program Directors; Goal 2 IT-Clint; Housing Goal: Ami; Wellness goal-Ami and Alli maybe; DEI-?; Behavioral Health-Edie. Clint McGregor will take over facilitating the SPIT meetings from Edie. We will hold our next SPIT meeting in June. In order to address the Behavioral Health piece, we received funding from Premera and then requested we use some of those dollars to hire a consultant; they agreed. We're talking to Dorothy Sawyer, former CEO of Eastern State Hospital to help us with this work. Also, Raju Hegde is assisting us in developing Goal 1; we are developing an MOU for that. Terrie Ashby Scott, Pat Millen and Ana Matthews continue on the SPIT team from the board. The HeRS committee took a look at the Wellness and DEI goals at their May meeting.

Programs, staff and Vision: The Program Committee has divided into 4 program specific subcommittees (Housing, New Leaf, Womens Hearth and Early learning). This has brought in a slew of subject matter experts and new energy to the group. I held a new member orientation for the new committee members and one for a new Finance committee member. We held our first in person All Staff meeting at Sinto Commons and focused mostly on the joy of being together again! Thanks to the HeRS committee for supplying the wonderful food and to Clint who led a segment explaining our PTO. The management team is now planning the summer picnic. I led several new staff orientations (these are now done on zoom with a PowerPoint). I held a meet and greet for donors at New Leaf. Some good work orchestrated by Alli Lance on the New Leaf model and some tweaking that needs to occur. Our new Board chair, Heather Brandt, and I met to start our new relationship! Two staff left employment and one completed an Exit interview with me. We held a management team retreat mostly for support and fun. Karen Troxell held a Foundational Community Support (FCS) Transitional Assistance Program (TAP) training teaching our case managers about a new source of funds in FCS. There is a huge amount of IntraStaff sharing for the Women's Hearth as they recently lost two key staff. Our own Angela Chapman was one of 2 selected from Washington state to attend the Housing Trust Fund Power Building in Albuquerque. The Power Building Convening brings together leadership from Housing California/RUN, Housing LOUISIANA, Oregon Housing Alliance/ROC, and Washington Low Income Housing Coalition/RAP for high level peer learning in order for the four resident networks

to plan on developing, strengthening and implementing growth strategies for the next 12-18 months covering such topics as base building, resources for organizing, developing organizers from the leaders. Quite the honor!

TRANSITIONS

Statement of Activities and Changes in Net Assets

YTD Apr 2022

Description	YTD ADM	ADM Budget	YTD MH	MH Budget	YTD EC	EC Budget	YTD TLC	TLC Budget	YTD WH	WH Budget	YTD NL	NL Budget	YTD HYC	HYC Budget	YTD SC	SC Budget	YTD TOTALS	YTD BUDGET	FAV (UNFAV)	ANNUAL BUDGET
Revenue:																				
Program Revenue	0	0	7,394	4,000	0	0	26,433	25,675	0	0	6,908	18,738	0	15,000	20,778	35,131	61,512	98,544	(37,031)	188,439
Duplex Rent	0	0	0	0	0	0	4,848	4,440	0	0	0	0	0	0	0	0	4,848	4,440	408	13,320
Donations	23,980	33,333	400	1,400	50	2,333	6,000	667	6,661	5,667	2,622	4,333	250	200	0	0	39,963	47,933	(7,971)	143,800
Planned Giving/Major Donors	87,700	33,333	0	0	0	0	0	0	0	0	0	0	0	0	0	0	87,700	33,333	54,367	100,000
Private Grants	179,500	5,833	0	0	31,750	23,333	33,000	16,667	15,000	16,667	20,000	26,667	0	0	0	0	279,250	89,167	190,083	372,892
City/County Grants	13,731	24,267	16,655	16,000	0	0	42,111	25,700	71,647	70,660	0	0	12,255	12,167	0	0	156,399	148,793	7,606	431,379
Continuum of Care Grants	0	0	0	0	0	0	0	0	7,155	14,367	0	0	0	0	0	0	7,155	14,367	(7,211)	44,000
Other Government Grants	277	4,633	0	12,667	0	5,000	0	44,333	0	0	0	1,833	0	0	0	0	277	68,467	(68,189)	204,500
Medicaid Reimbursement (FCS)	0	0	7,696	11,667	0	0	4,368	4,000	2,688	2,733	11,506	20,000	1,344	5,080	0	0	27,602	43,480	(15,878)	130,440
Dominican Outreach Foundation Endowment	7,531	12,167	31,911	33,333	0	0	88,335	92,000	8,792	8,000	4,000	4,000	0	0	0	0	140,568	149,500	(8,932)	448,500
Sponsor Donations	14,600	36,833	0	0	0	0	0	0	0	15,800	0	10,533	0	0	0	0	14,600	63,167	(48,567)	189,500
Fundraisers	30,514	32,500	0	0	0	0	0	0	9,090	0	0	0	0	0	0	0	39,604	32,500	7,104	100,500
PWC Event	1,500	40,000	0	0	0	0	0	0	0	0	0	0	0	0	0	0	1,500	40,000	(38,500)	120,000
Childcare Income	0	0	0	0	35,312	25,400	0	0	0	0	0	0	0	0	0	0	35,312	25,400	9,912	89,000
Miscellaneous	(1,887)	440	0	0	0	0	9,037	0	2,090	1,733	0	0	(3,375)	0	0	0	5,865	2,173	3,692	3,520
In-Kind Donations	2,745	3,333	0	5,000	3,148	6,667	4,921	10,000	4,151	5,000	3,330	12,667	2,928	2,500	0	0	21,223	45,167	(23,944)	143,000
TOTAL INCOME	360,190	226,673	64,055	84,067	70,260	62,733	219,053	223,481	127,275	140,626	48,366	98,772	13,401	34,947	20,778	35,131	923,378	906,430	16,948	2,722,790
Expense:																				
Wages	140,734	154,077	39,773	42,069	58,161	67,384	78,711	77,011	106,666	110,678	68,537	81,081	21,096	28,405	18,369	27,328	532,047	588,035	55,988	1,788,105
Benefits	20,684	25,423	6,819	8,143	11,116	14,335	21,314	21,577	23,782	25,854	13,696	16,717	4,615	7,686	4,039	7,803	106,066	127,537	21,470	382,611
Other Expenses:															0	0	0	0		
Unemployment Costs	225	0	0	0	0	0	0	0	0	0	0	0	0	0	0	0	225	0	(225)	0
Staff Development	99	667	47	167	175	433	1,564	667	30	267	0	433	0	141	0	0	1,914	2,775	861	20,324
Contract Labor & Professional Fees	4,000	4,000	0	0	300	400	0	0	0	8,000	0	0	0	0	0	0	4,300	12,400	8,100	1,200
Restricted Scholarship	4,952	3,333	0	0	0	0	0	0	0	0	0	0	0	0	0	0	4,952	3,333	(1,619)	10,000
General Insurance	80	100	2,276	2,441	1,090	1,373	8,764	10,333	1,902	2,845	133	267	0	0	0	0	14,245	17,359	3,114	51,897
Audit/Legal Fees	7,000	4,050	0	0	0	0	0	0	0	0	0	0	0	0	0	0	7,000	4,050	(2,950)	12,150
Supplies	11,699	7,733	152	833	381	200	494	783	301	417	703	2,050	121	387	79	0	13,930	12,404	(1,526)	38,372
Fundraising	6,727	18,383	0	0	0	0	0	0	0	0	0	0	0	0	0	0	6,727	18,383	11,656	55,150
Telephone	990	1,400	864	1,167	188	277	1,701	2,125	1,259	1,380	2,369	2,033	0	2,500	0	0	7,371	10,882	3,511	32,645
Utilities	0	0	3,167	3,833	1,253	1,658	11,420	15,100	3,090	3,967	0	0	0	0	0	0	18,930	24,558	5,628	73,675
Supportive Services	0	0	5,413	6,200	2,621	3,000	3,727	3,000	3,761	2,650	0	0	78	864	0	0	15,599	15,714	114	46,511
Auto Expense	44	167	227	167	0	50	1,138	783	64	117	1,277	1,233	10	167	13	0	2,774	2,683	(90)	8,050
Maintenance and Repairs	2,656	7,212	2,383	2,667	264	1,333	12,572	10,000	3,097	3,508	1,003	1,843	0	0	0	0	21,975	26,564	4,589	79,161
Bldg Mortgage/Int/Rent	0	0	0	0	0	0	88	0	0	0	2,658	5,243	0	0	0	0	2,746	5,243	2,497	13,728
Miscellaneous	3,531	4,150	68	117	5	133	314	200	147	333	1,650	1,033	(136)	33	30	0	5,609	6,000	391	20,000
Duplex Expenses	0	0	0	0	0	0	1,850	2,500	0	0	0	0	0	0	0	0	1,850	2,500	650	7,500
Replace & Operating Reserve	520	520	4,167	4,167	667	667	8,000	8,000	2,813	2,813	1,067	1,067	0	0	0	0	17,233	17,233	0	51,700
In-Kind Expense	2,745	3,333	0	5,000	3,148	6,667	4,921	10,000	4,151	5,000	3,330	12,667	2,928	2,500	0	0	21,223	45,167	23,944	143,000
TOTAL EXP BEFORE DEPREC	206,687	234,550	65,355	76,969	79,367	97,910	156,578	162,080	151,064	167,829	96,424	125,668	28,711	42,683	22,531	35,131	806,717	942,820	136,103	2,835,779
Depreciation	2,054	1,000	9,654	8,500	3,709	3,733	46,422	42,333	10,042	10,667	8,942	10,000	0	0	0	0	80,823	76,233	(4,589)	228,700
TOTAL EXPENSES	208,741	235,550	75,009	85,469	83,076	101,644	203,000	204,413	161,105	178,496	105,367	135,668	28,711	42,683	22,531	35,131	887,539	1,019,053	131,514	3,064,479
NET INCOME (LOSS)	**151,450**	**(8,876)**	**(10,954)**	**(1,403)**	**(12,816)**	**(38,910)**	**16,053**	**19,068**	**(33,830)**	**(37,869)**	**(57,001)**	**(36,896)**	**(15,310)**	**(7,737)**	**(1,753)**	**0**	**35,839**	**(112,623)**	**148,462**	**(341,689)**
NET INCOME (LOSS)	**151,450**	**(8,876)**	**(10,954)**	**(1,403)**	**(12,816)**	**(38,910)**	**16,053**	**19,068**	**(33,830)**	**(37,869)**	**(57,001)**	**(36,896)**	**(15,310)**	**(7,737)**	**(1,753)**	**0**	**35,839**	**(112,623)**	**148,462**	**(341,689)**
Allocation of Admin:	100%		12%		16.0%		25%		27%		20%		0%		0%		0			
Income	360,190		(43,223)		(57,630)		(90,048)		(97,251)		(72,038)		-		-		0			
Expense	206,687		(24,802)		(33,070)		(51,672)		(55,805)		(41,337)		-		-		0			
NET INCOME AFTER ALLOCATION	718,327		(78,979)		(103,516)		(125,666)		(186,887)		(170,376)		(15,310)		(1,753)		35,839			
Add Back Depreciation	2,054		9,654		3,709		46,422		10,042		8,942		-				80,823			
Add Back R & O Reserves	520		4,167		667		8,000		2,813		1,067		-				17,233			
	720,901		(65,159)		(99,141)		(71,244)		(174,032)		(160,367)		(15,310)				133,895			
NEEDED TO BALANCE THE BUDGET:																				
Restricted Scholarship - Baker Fund																	0			
New Leaf Scholarship Fund																	0			
Pledge Receipts	0																0			
Avista Grant									2,636								2,636			
Net Income	**720,901**	**0**	**(65,159)**	**0**	**(99,141)**	**0**	**(71,244)**	**0**	**(171,396)**	**0**	**(160,367)**	**0**	**(15,310)**	0			**136,531**			

Calculations of allocation percentages:			**Needed to balance:**		
Total Budgeted Expenses:		$ 3,064,479	Budgeted Net Income(Loss)		(341,689)
Less Depreciation:		$ (228,700)	Add back depreciation		228,700
Less R & O Reserve:		$ (51,700)	Add back R & O reserve		51,700
Less Admin Portion:		$ (703,645)	Pledge Receipts		33,333
Less HYC Portion:		$ (128,050)	Pledges Rec, 2022		0
Less SC Portion:		$ (112,892)	Baker Foundation (New Leaf Op Sprt)		10,000
		1,839,492	Reserves		50,000
			Net Income		**32,044**
WH					
Budgeted Expenses	$ 494,867				
Percentage of Total		27.0%			
MH					
Budgeted Expenses	$ 218,408				
Percentage of Total		12.0%			
EC					
Budgeted Expenses	$ 291,731				
Percentage of Total		16.0%			

TRANSITIONS

Statement of Activities and Changes in Net Assets

YTD Apr 2022

Description	YTD ADM	ADM Budget	YTD MH	MH Budget	YTD EC	EC Budget	YTD TLC	TLC Budget	YTD WH	WH Budget	YTD NL	NL Budget	YTD HYC	HYC Budget	YTD SC	SC Budget	YTD TOTALS	YTD BUDGET	FAV (UNFAV)	ANNUAL BUDGET
TLC																				
Budgeted Expenses			$ 462,240																	
Percentage of Total				25.0%																
NL																				
Budgeted Expenses			$ 373,803																	
Percentage of Total				20.0%																
				100%																

TRANSITIONS

BALANCE SHEET

as of April 30 , 2022 and 2021

	2022			2021		
	Unrestricted	**Restricted**	**Total**	**Unrestricted**	**Restricted**	**Total**
ASSETS						
Current Assets:						
Cash and cash equivalents	955,648	1,055,361	2,011,009	1,073,664	769,574	1,843,238
Accounts receivable	96,514	0	96,514	58,898	0	58,898
Pledges receivable	53,391	300	53,691	76,012	1,500	77,512
Other current assets	249,855	0	249,855	216,808	0	216,808
Prepaid Expenses	49,850	0	49,850	26,362	0	26,362
Tenant security deposits	9,994	0	9,994	10,246	0	10,246
Total current assets	1,415,252	1,055,661	2,470,913	1,461,990	771,074	2,233,064
Noncurrent Assets:						
Foundation endowment investments	0	330,599	330,599	0	276,858	276,858
Fixed assets	2,361,288	0	2,361,288	2,303,424	0	2,303,424
Investment in related party LLC	0	1,525,738	1,525,738	0	1,483,151	1,483,151
Total noncurrent assets	2,361,288	1,856,337	4,217,625	2,303,424	1,760,009	4,063,433
Total assets	**3,776,540**	**2,911,998**	**6,688,538**	**3,765,414**	**2,531,084**	**6,296,497**
LIABILITIES AND NET ASSETS						
Current liabilities						
Accounts Payable	11,247	0	11,247	4,670	0	4,670
Accrued payroll and related liabilities	31,729	0	31,729	33,404	0	33,404
Accrued compensated absences	88,715	0	88,715	96,266	0	96,266
Tenant security deposits	8,388	0	8,388	8,640	0	8,640
Deferred revenue	0	37,131	37,131	0	0	0
Long term debt due within one year	8,827	0	8,827	6,772	0	6,772
Total current liabilities	148,905	37,131	186,036	149,752	0	149,752
Noncurrent liabilities						
Long term debt due after one year	626,721	0	626,721	677,219	0	677,219
Total noncurrent liabilities	626,721	0	626,721	677,219	0	677,219
Net Assets	3,000,914	2,874,868	5,875,781	2,938,443	2,531,084	5,469,527
Total liabilities and net assets	**3,776,540**	**2,911,998**	**6,688,538**	**3,765,414**	**2,531,084**	**6,296,497**

TRANSITIONS

Statement of Cash Flows

January through April 2022

	Jan - Apr 22
OPERATING ACTIVITIES	
Net Income	40,575.08
Adjustments to reconcile Net Income to net cash provided by operations:	
1710 · Accounts Receivable - ADM	13,682.39
1710 · Accounts Receivable - ADM:1712 · Grant and Workstudy Receivables	2,615.99
1710 · Accounts Receivable - ADM:172017 · 2017 Ask Event	620.00
1710 · Accounts Receivable - ADM:172018 · 2018 Ask Event	500.00
1710 · Accounts Receivable - ADM:172019 · 2019 Ask Event	2,396.72
1710 · Accounts Receivable - ADM:172020 · 2020 Ask Event	1,992.72
1710 · Accounts Receivable - ADM:172021 · 2021 Ask Event	3,575.00
1710 · Accounts Receivable - ADM:1752018 · 2018 General Pledges	60.00
1720 · Accounts Receivable - MH:1722 · Program Fees Receivable	-1,372.42
1720 · Accounts Receivable - MH:1723 · Grants Receivable	74.17
1720 · Accounts Receivable - MH:1724 · Medicaid Reimbursement	2,576.00
1730 · Accounts Receivable - WH	-170.00
1730 · Accounts Receivable - WH:1732 · Grants Receivable	20,420.30
1740 · Accounts Receivable - TLC	-9,037.44
1740 · Accounts Receivable - TLC:1741 · Rent Receivables	-6,976.03
1740 · Accounts Receivable - TLC:1742 · Grant & Workstudy Receivables	-151.05
1740 · Accounts Receivable - TLC:1744 · Medicaid Reimbursement	784.00
1740.1 · Accounts Receivable - EC:1741.1 · Childcare Receivables	-400.00
1740.1 · Accounts Receivable - EC:1741.2 · EduCare Grant & Workstudy A/R	-8,810.76
1760 · Accounts Receivable - New Leaf:1762 · Medicaid Reimbursment	783.00
1760 · Accounts Receivable - New Leaf:17650 · New Leaf Pledges Receivable	400.00
1770 · Accounts Receivable - HYC:1771 · Grants Receivable	49.97
1770 · Accounts Receivable - HYC:1772 · Medicaid Reimbursment	224.00
1780 · Accounts Receivable - SC	-13,230.22
1050 · Loan Fees	87.68
1060 · Unemployment Deposit	-892.84
1810 · Prepaid Insurance	2,863.67
1820 · Prepaid Maintenance & Repair	-3,596.62
1825 · Other Prepayments	-9,772.95
2010 · Accounts Payable	-35,504.09
2016 · Security Deposits Held	-593.00
2201 · FICA Payable	284.54
2202 · Medicare Payable	66.40
2203 · Federal Withholding	-658.00
2204 · Medical Payable	-531.80
2205 · Dental Payable	-191.45
2206 · Vision Insurance Payable	-15.37
2207 · Life Insurance Payable	-26.62
2208 · Labor & Ind. Payable	-4,294.79
2209 · Retirement Payable:2209.1 · Retirement Employee	-3,763.39
2209 · Retirement Payable:2209.2 · Retirement Employer	-1,421.59
2209 · Retirement Payable:2209.3 · Retirement Loan	-275.66
2219 · Payroll Garnishments	534.93
2220 · Sales and B & O Tax Payable	-318.06
2224 · WA Pd Fam & Med Leave Payable	-684.43
2250 · Intercompany Account - New Leaf	-18,654.55
Net cash provided by Operating Activities	-26,176.57

TRANSITIONS
Statement of Cash Flows
January through April 2022

	Jan - Apr 22
INVESTING ACTIVITIES	
1600 · Furniture/Computers-Transitions:1601 · Accum. Depreciation	430.25
1600 · Furniture/Computers-Transitions:1602 · Cost	-2,801.31
1605 · Administration Office Building:1605.1 · Accumulated Depreciation	1,623.73
1610 · Building - MH:1610.1 · Accumulated Depreciation	777.40
1611 · Improvements - MH:1611.1 · Accumulated Depreciation	8,261.74
1613 · Vehicles - MH:1613.1 · Accumulated Depreciation	104.17
1614 · Furn. & Equip. - MH:1614.1 · Accumulated Depreciation	423.87
1615 · Computers - MH:1615.1 · Accumulated Depreciation	86.59
1619 · WH Building - 2004 Purchase:1619.1 · Accumulated Depreciation	4,719.73
1620 · Leasehold Improv. - WH:1620.1 · Accumulated Depreciation	4,521.89
1620 · Leasehold Improv. - WH:1620.2 · Cost	-4,636.21
1621 · Furn/Fixtures - WH:1621.1 · Accumulated Depreciation	799.97
1630.5 · Hemlock Street Improvemnts:1630.51 · Acuumulated Depreciation	5,046.36
1631 · Buildings - TLC/EC:1631.1 · Accum Deprec - Main Buildings	17,427.30
1631 · Buildings - TLC/EC:1631.3 · Accum Deprec - Duplex	1,878.76
1632 · TLC Improvements:1632.1 · Accum Deprec-Bldg Improvements	15,662.52
1632 · TLC Improvements:1632.2 · Accum Deprec-Land Improvements	1,684.00
1632 · TLC Improvements:1632.3 · Cost - Building Improvements	-24,680.13
1632 · TLC Improvements:1632.6 · Accum Deprec - Duplex Bldg Impv	2,251.12
1632.8 · TLC Solar Equipment - ReVolve:1632.81 · Accumulated Depreciation	1,150.00
1633 · TLC Fixed Equipment:1633.1 · Accumulated Depreciation	527.99
1635 · Office Equipment-TLC:1635.1 · Accumulated Depreciation	110.00
1635 · Office Equipment-TLC:1635.2 · Cost	-1,778.28
1637 · Children's Equipment-EC:1637.1 · Accumulated Depreciation	945.11
1638 · Appliance-TLC:1638.1 · Accumulated Depreciation	683.93
1642 · Educare Building -EC:1642.1 · Accum Dep - EC Bldg Improvement	2,763.80
1650 · New Leaf Fixed Assets:1650.1 · Coffee Machines - Accum Deprec	613.88
1650 · New Leaf Fixed Assets:1650.13 · Kitchen Equipment -Accum Deprec	1,033.33
1650 · New Leaf Fixed Assets:1650.15 · L/H Kitchen Improv - Acc. Dep	3,894.61
1650 · New Leaf Fixed Assets:1650.17 · Garden Improvements - Acc. Dep	695.32
1650 · New Leaf Fixed Assets:1650.3 · Cash Registers - Accum Deprec	83.27
1650 · New Leaf Fixed Assets:1650.5 · Cafe Equipment - Accum Deprec	156.09
1650 · New Leaf Fixed Assets:1650.7 · Vehicles - Acc. Dep.	2,465.80
1200 · Transitions Endowment Fund -IF	-25,000.00
Net cash provided by Investing Activities	21,926.60
FINANCING ACTIVITIES	
3002 · Replacement & Operating Reserve	17,233.32
Net cash provided by Financing Activities	17,233.32
Net cash increase for period	12,983.35
Cash at beginning of period	2,008,019.64
Cash at end of period	**2,021,002.99**

TRANSITIONS
YTD Variance Report
of Statement of Activities and Change in Net Assets
April 2022

Account	Program	Current Month Actual	Current Month Budget	Current Month Fav (Unfav)	Prior Month Variance	YTD Variance Change	YTD Variance Apr '21	Explanation
INCOME:								
Program Revenue	NL, HYC, SC	61,512	98,544	(37,032)	(28,065)	(8,967)	(3,488)	Program revenue is lower than budget due to lower than budgeted catering & café revenue from New Leaf, income not yet received from the H Yard Cottages, and lower reimbursement from Sinto Commons due to lower than expected salary expenses.
Donations	Admin	39,963	47,933	(7,970)	(9,586)	1,616	1,590	Donations are lower than budgeted due primarily to a timing difference between the Mardi Bras special event and receipt of cash donations.
Planned Giving/Major Donors	All	87,700	33,333	54,367	34,700	19,667	3,000	Planned giving is greater than budgeted due to the greater than expected major donor gifts in March.
Private Grants	All	279,250	89,167	190,083	13,625	176,458	45,900	Private grants are greater than budget due to earlier than budgeted receipt of private grants for EduCare, Transitional Living Center, Women's Hearth, and New Leaf; unexpected Premera grant funds of $175,000 were received in April 202
City/County Grants	WH	156,399	148,793	7,606	2,660	4,946	(882)	City/County grants are greater due to increased billing on the ESG-CV grant.
Other Government Grants	All	277	68,467	(68,190)	(51,138)	(17,052)	1,581	This is underbudget due to lower than expected reimbursements from the OVW grant. Requisite budget and performance report has been submit to OVW and is pending review.
Medicaid Reimbursement	All	27,602	43,480	(15,878)	(12,463)	(3,415)	(7,892)	Medicaid reimbursement was underbudgeted due to lower Medicaid billing at the housing programs, the Women's Hearth, and New Leaf.
Dominican Outreach Foundation Endowment	All	140,568	149,500	(8,932)	(8,224)	(708)	0	DOF endowment revenue is lower than expected due to lower than expected revenue received at this point in the fiscal year.
Sponsor Donations	All	14,600	63,167	(48,567)	(41,275)	(7,292)	33,000	This is underbudget due to lower than expected sponsor donations for this period.
Fundraisers	All	39,604	32,500	7,104	(2,291)	9,395	27,177	This is over budget due to greater than projected revenues from Mardi Bras and Give Big events.
PWC Event	All	1,500	40,000	(38,500)	(28,500)	(10,000)	5,000	This is underbudget due to low new donations for the PWC Event.
Childcare Income	EC	35,312	25,400	9,912	6,009	3,903	0	This is overbudget due to greater than expected revenue from Washington State Department of Social and Health Services
In-Kind Donations	MH, NL	21,223	45,167	(23,944)	13,972	(37,916)	0	In-Kind donations are overbudgeted due to lower than expected in-kind donations to Miryam's House and New Leaf.
Other	All	17,868	20,979	(3,111)	(6,538)	3,427	12,374	This includes a favorable variance of duplex rent & miscellaneous income and an unfavorable variance of Continuum of Care grant funding.
Sub -Total (Income)		***923,378***	***906,430***	***16,948***	***(117,114)***	***134,062***	***117,360***	
EXPENSE:								
Wages	All	532,047	588,035	55,988	40,213	15,775	5,166	Wages & salaries are lower than budget due to staff vacancies at Administration, New Leaf, and the Transitional Living Center.
Benefits	All	106,066	127,537	21,471	16,124	5,347	3,858	Benefits are lower than budget due to staff vacancies and the timing of the billing for new employees added to health insurance.
Contract Labor & Professional Fees	Admin, EC, WH	4,300	12,400	8,100	7,496	604	0	Contract labor & professional fees are lower than expected due to no expending for outside consultation and no appointment filled for the AmeriCorps positions at the Women's Hearth
General Insurance	All	14,245	17,359	3,114	5,411	(2,297)	0	General insurance costs are lower than expected due to favorable pricing in renewing general insurance coverage for the agency; favorable variance is expected for remainder of fiscal yea
Fundraising	Admin	6,727	18,383	11,656	9,372	2,284	2,573	Fundraising costs are lower than expected costs associated with preparing the annual report and other fundraising activities.
Telephone	All	7,371	10,882	3,511	3,389	122	0	Telephone costs are lower than budgeted due to phase out of cell phones and lower than expected costs from phone usage.
Utilities	TLC	18,930	24,558	5,628	2,967	2,661	0	Utilities are lower than budget due to energy savings from using solar panels at TLC.
Maintenance & Repairs	All	21,975	26,564	4,589	4,463	126	0	This is underbudget due to lower than expected maintenance and repair expenses for the month of March.
In-Kind Expense	MH, NL	21,223	45,167	23,944	13,972	9,972	0	In-Kind expense is underbudget due to lower than expected in-kind donations to Miryam's House and New Leaf.
Other	All	154,655	148,168	(6,487)	2,305	(8,792)	(5,221)	This includes favorable variances on staff development,legal & accounting fees, auto expense, miscellaneous expense, supplies, building mortgage/interest/rent, duplex expense, supportive services, and depreciation and unfavorable variances on unemployment costs and restricted scholarships.
Sub -Total (Expense)		***887,539***	***1,019,053***	***131,514***	***105,712***	***25,802***	***6,376***	
Net Total		**35,839**	**(112,623)**	**148,462**	**(11,402)**	**159,864**	**123,736**	

Add Back Depreciation	80,823
Add Back R & O Reserves	17,233
YTD Net Operating Income after Add-Backs	**133,895**
Further addition of income received last year to be used against expenses this year:	
Restricted Scholarship - Baker Fund	0
Pledge Receipts	2,325
Avista Grant	0
NET INCOME AFTER ADJUSTMENTS	**136,220**

TRANSITIONS
Monthly Report
of Balance Sheet
Apr-22

BALANCE SHEET

WTB Undesignated Acct:	$	(228,661)
WTB Designated Accounts:	$	933,266

Other Accounts:

WTB, Site Account	$	3,838
WTB Money Market Account	$	853,715
WTB, Sec. Deposits Held	$	9,994
WTB TLC Replacement Reserve	$	64,007
WTB TLC Operating Reserve	$	39,114
STCU	$	254,470
Banner Bank	$	88,760
Investment Acct., Schwab	$	2,500
Total Banks' Balance:	$	2,021,003

Receivables:

Pledges Receivable

	2013	2016	2017	2018	2019	2020	2021	Total
Beg Bal this month	1,000	0	4,455	3,995	40,343	14,860	7,095	71,748
Payments	0	0	(245)	(500)	(662)	(20)	(1,130)	(2,557)
Adjustments	0	0	0	0	0	0	0	0
New Pledges	0	0	0	0	0	0	0	0
Pledge movement	0	0	0	0	0	0	0	0
Matching gifts	0	0	0	0	0	0	0	0
Write Offs	0	0	0	0	0	0	(145)	(145)
End Bal this month	1,000	0	4,210	3,495	39,681	14,840	5,820	69,046
Less Allowance								(6,311)
Less Discount								(5,561)
New Balance								57,173
Other ADM Receivables								642
								57,815

Other Receivables:

All programs are current for Accounts Receivable -- including April billings for OVW, CDBG, CoC, HHOS-MH, HHOS-WH, HHOS-TLC, HHOS- HYC, HFAP, DSHS & USDA , and Community Frameworks

Liabilities:

All Current Liabilities are current.

YTD Net Operating Income:	$	35,839

CASH FLOW STATEMENT

Cash flow, YTD:	$	12,983
Current Ratio:		13.28

Total current assets to total current liabilities (working capital ratio--excess of current assets over current liabilities)

TRANSITIONS

Allocation of Income and Expenses to Programs

2022

				MH	EC	TLC	WH	NL	Total
Month	Total Admin Income, Month	Less Admin Non-designated Donations and Fundraisers	Income to Allocate	12%	16%	25%	27%	20%	100%
Jan	39,960.48	0.00	39,960.48	4,795.26	6,393.68	9,990.12	10,789.33	7,992.10	39,960.48
Feb	13,107.67	0.00	13,107.67	1,572.92	2,097.23	3,276.92	3,539.07	2,621.53	13,107.67
Mar	60,233.64	0.00	60,233.64	7,228.04	9,637.38	15,058.41	16,263.08	12,046.73	60,233.64
Apr	246,888.61	0.00	246,888.61	29,626.63	39,502.18	61,722.15	66,659.92	49,377.72	246,888.61
May									
Jun									
Jul									
Aug									
Sep									
Oct									
Nov									
Dec									
YTD	360,190.40	0.00	360,190.40	43,222.85	57,630.46	90,047.60	97,251.41	72,038.08	360,190.40

				MH	EC	TLC	WH	NL	Total
Month	Total Admin Expenses	Less Admin Deprec	Expenses to Allocate	12%	16%	25%	27%	20%	100%
Jan	51,525.55	353.27	51,172.28	6,140.67	8,187.56	12,793.07	13,816.52	10,234.46	51,172.28
Feb	51,404.13	353.27	51,050.86	6,126.10	8,168.14	12,762.72	13,783.73	10,210.17	51,050.86
Mar	48,287.12	833.95	47,453.17	5,694.38	7,592.51	11,863.29	12,812.36	9,490.63	47,453.17
Apr	57,343.82	513.50	56,830.32	6,819.64	9,092.85	14,207.58	15,344.19	11,366.06	56,830.32
May									
Jun									
Jul									
Aug									
Sep									
Oct									
Nov									
Dec									
YTD	208,560.62	2,053.99	206,506.63	24,780.80	33,041.06	51,626.66	55,756.79	41,301.33	206,506.63

TRANSITIONS
ADMINISTRATION BUDGET PERFORMANCE
April 2022

	Apr 22	Budget	$ Over Budget	Jan - Apr 22	YTD Budget	$ Over Budget	Annual Budget
Ordinary Income/Expense							
Income							
4111 · Donations							
4112 · Donations	4,962.53			19,701.04			
4112.4 · Website Donations	2,530.00	3,333.34	-803.34	4,279.00	13,333.36	-9,054.36	40,000.00
4111 · Donations - Other	0.00	5,000.00	-5,000.00	0.00	20,000.00	-20,000.00	60,000.00
Total 4111 · Donations	7,492.53	8,333.34	-840.81	23,980.04	33,333.36	-9,353.32	100,000.00
4111.1 · Planned Giving and Major Donors							
4111.5 · Endowment Donations	15,000.00			15,000.00			
4111.1 · Planned Giving and Major Donors - ...	13,000.00	8,333.34	4,666.66	72,700.00	33,333.36	39,366.64	100,000.00
Total 4111.1 · Planned Giving and Major Donors	28,000.00	8,333.34	19,666.66	87,700.00	33,333.36	54,366.64	100,000.00
4118 · Private Grants							
4119 · Grants	179,500.00	625.00	178,875.00	179,500.00	2,500.00	177,000.00	7,500.00
4124 · Robert V Baker Foundation	0.00	833.33	-833.33	0.00	3,333.32	-3,333.32	9,999.96
Total 4118 · Private Grants	179,500.00	1,458.33	178,041.67	179,500.00	5,833.32	173,666.68	17,499.96
4125 · Grants City/County							
4126 · HSG	10.00	2,975.00	-2,965.00	1,435.58	11,900.00	-10,464.42	35,700.00
4127 · CDBG	353.63	333.34	20.29	1,519.05	1,333.36	185.69	4,000.00
4193 · HFAP - Admin	510.41	300.00	210.41	1,936.71	1,200.00	736.71	3,600.00
4196 · HHOS - Admin TH	918.63	950.00	-31.37	3,939.84	3,800.00	139.84	11,400.00
4197 · HHOS HYC ADM	301.87	300.00	1.87	1,229.20	1,200.00	29.20	3,600.00
4198 · ESG - CV ADM	1,246.24	1,208.34	37.90	3,670.63	4,833.36	-1,162.73	14,500.00
Total 4125 · Grants City/County	3,340.78	6,066.68	-2,725.90	13,731.01	24,266.72	-10,535.71	72,800.00
4132 · SHP Grants - Admin	65.31	75.00	-9.69	277.40	300.00	-22.60	900.00
4133 · DOF Grants							
4134 · Endowment	2,398.79	3,041.66	-642.87	7,530.58	12,166.64	-4,636.06	36,500.00
Total 4133 · DOF Grants	2,398.79	3,041.66	-642.87	7,530.58	12,166.64	-4,636.06	36,500.00
4140 · Sponsors							
4141 · Franciscan Sisters/Philadelphia	0.00	2,500.00	-2,500.00	0.00	10,000.00	-10,000.00	30,000.00
4142 · Holy Names Sisters	0.00	4,041.66	-4,041.66	0.00	16,166.64	-16,166.64	48,500.00
4143 · Sinsinawa Dominicans	8,500.00			14,600.00			
4144 · Sisters of Providence	0.00	2,666.66	-2,666.66	0.00	10,666.64	-10,666.64	32,000.00
Total 4140 · Sponsors	8,500.00	9,208.32	-708.32	14,600.00	36,833.28	-22,233.28	110,500.00
4147 · OVW GRANT - ADM	0.00	1,083.34	-1,083.34	0.00	4,333.36	-4,333.36	13,000.00
4150 · Fundraisers							
4153 · Special Fundraisers							
4156 · FastKart Event	0.00	2,666.66	-2,666.66	100.00	10,666.64	-10,566.64	32,000.00
4162 · Holiday Appeal	1,250.00	916.66	333.34	9,130.00	3,666.64	5,463.36	11,000.00
4164 · Newsletter							

TRANSITIONS
ADMINISTRATION BUDGET PERFORMANCE
April 2022

	Apr 22	Budget	$ Over Budget	Jan - Apr 22	YTD Budget	$ Over Budget	Annual Budget
4164.1 · 1st Newsletter	1,000.00	416.66	583.34	1,000.00	1,666.64	-666.64	5,000.00
4164.2 · 2nd Newsletter	50.00	416.66	-366.66	790.00	1,666.64	-876.64	5,000.00
4164.3 · 3rd Newsletter	0.00	833.34	-833.34	3,123.00	3,333.36	-210.36	10,000.00
Total 4164 · Newsletter	1,050.00	1,666.66	-616.66	4,913.00	6,666.64	-1,753.64	20,000.00
4166 · Other Special Fundraisers							
4166.6 · Give Big Fundraiser	11,070.00			11,070.00			
4166.7 · Giving Tuesday	0.00			250.50			
4166 · Other Special Fundraisers - Other	0.00	2,000.00	-2,000.00	0.00	8,000.00	-8,000.00	24,000.00
Total 4166 · Other Special Fundraisers	11,070.00	2,000.00	9,070.00	11,320.50	8,000.00	3,320.50	24,000.00
4167 · Annual Report Donations	4,130.00	250.00	3,880.00	4,130.00	1,000.00	3,130.00	3,000.00
4167.1 · Winter Appeal	20.00	41.67	-21.67	170.00	166.68	3.32	500.00
4168 · Summer Appeal	0.00	583.34	-583.34	700.00	2,333.36	-1,633.36	7,000.00
4153 · Special Fundraisers - Other	0.00			50.00			
Total 4153 · Special Fundraisers	17,520.00	8,124.99	9,395.01	30,513.50	32,499.96	-1,986.46	97,500.00
Total 4150 · Fundraisers	17,520.00	8,124.99	9,395.01	30,513.50	32,499.96	-1,986.46	97,500.00
4154.0 · PWC Events							
4154.3 · PWC Sponsor	0.00	3,333.34	-3,333.34	1,500.00	13,333.36	-11,833.36	40,000.00
4154.4 · Breakfast Donors	0.00	2,500.00	-2,500.00	0.00	10,000.00	-10,000.00	30,000.00
4154.5 · Pledges Receivable Income	0.00	1,666.66	-1,666.66	0.00	6,666.64	-6,666.64	20,000.00
4154.7 · Luncheon Donors	0.00	2,500.00	-2,500.00	0.00	10,000.00	-10,000.00	30,000.00
Total 4154.0 · PWC Events	0.00	10,000.00	-10,000.00	1,500.00	40,000.00	-38,500.00	120,000.00
4170 · Interest							
4172 · Investment Interest	33.58	100.00	-66.42	134.99	400.00	-265.01	1,200.00
4172.1 · WTB Money Market Interest	37.62	10.00	27.62	150.49	40.00	110.49	120.00
Total 4170 · Interest	71.20	110.00	-38.80	285.48	440.00	-154.52	1,320.00
4180 · Miscellaneous	0.00			-2,172.61			
4190 · In-Kind Donations							
4192 · In-Kind Donations - Regular	0.00			2,745.00			
4190 · In-Kind Donations - Other	0.00	833.34	-833.34	0.00	3,333.36	-3,333.36	10,000.00
Total 4190 · In-Kind Donations	0.00	833.34	-833.34	2,745.00	3,333.36	-588.36	10,000.00
Total Income	246,888.61	56,668.34	190,220.27	360,190.40	226,673.36	133,517.04	680,019.96
Gross Profit	246,888.61	56,668.34	190,220.27	360,190.40	226,673.36	133,517.04	680,019.96
Expense							
5000 · Wages - Administration							
5010 · Wages	34,879.70	38,519.34	-3,639.64	140,734.48	154,077.36	-13,342.88	462,232.00
5014 · Contract Labor - Admin	2,395.44			3,999.58			

TRANSITIONS
ADMINISTRATION BUDGET PERFORMANCE
April 2022

	Apr 22	Budget	$ Over Budget	Jan - Apr 22	YTD Budget	$ Over Budget	Annual Budget
Total 5000 · Wages - Administration	37,275.14	38,519.34	-1,244.20	144,734.06	154,077.36	-9,343.30	462,232.00
5019 · Benefits - Administration							
5020 · FICA	1,981.26	2,388.25	-406.99	7,889.25	9,553.00	-1,663.75	28,659.00
5021 · Medicare	463.34	558.50	-95.16	1,845.06	2,234.00	-388.94	6,702.00
5022 · Labor & Industries	210.37	294.00	-83.63	862.53	1,176.00	-313.47	3,528.00
5023 · Medical	2,273.64	2,304.41	-30.77	7,406.59	9,217.64	-1,811.05	27,653.00
5025 · Life Insurance	204.99	199.75	5.24	750.47	799.00	-48.53	2,397.00
5026 · Retirement	480.90	610.91	-130.01	1,930.25	2,443.64	-513.39	7,331.00
Total 5019 · Benefits - Administration	5,614.50	6,355.82	-741.32	20,684.15	25,423.28	-4,739.13	76,270.00
5028 · Employee Assistance - Admin	50.00			225.00			
5030 · Staff Development	0.00	166.67	-166.67	99.00	666.68	-567.68	2,000.00
5090 · Professional Fees/Grants							
5091 · Professional Fees	0.00	1,000.00	-1,000.00	0.00	4,000.00	-4,000.00	12,000.00
Total 5090 · Professional Fees/Grants	0.00	1,000.00	-1,000.00	0.00	4,000.00	-4,000.00	12,000.00
5100 · Restricted Scholarship	90.00	833.34	-743.34	4,952.45	3,333.36	1,619.09	10,000.00
5110 · General Insurance	40.00	25.00	15.00	80.00	100.00	-20.00	300.00
5120 · Legal	0.00	100.00	-100.00	0.00	400.00	-400.00	1,200.00
5130 · Accounting	7,000.00	912.50	6,087.50	7,000.00	3,650.00	3,350.00	10,950.00
5140 · Supplies - Admin							
5141 · Dues/Subs/Books	0.00	416.67	-416.67	5,150.00	1,666.68	3,483.32	5,000.00
5150 · Board/Committee Supplies	534.00	333.34	200.66	556.53	1,333.36	-776.83	4,000.00
5160 · Office Supplies	643.78	416.67	227.11	3,154.12	1,666.68	1,487.44	5,000.00
5161 · Computer Supplies - Admin	722.25	666.67	55.58	2,481.47	2,666.68	-185.21	8,000.00
5170 · Small Equipment	178.50	100.00	78.50	357.00	400.00	-43.00	1,200.00
Total 5140 · Supplies - Admin	2,078.53	1,933.35	145.18	11,699.12	7,733.40	3,965.72	23,200.00
5175 · Fundraising							
5176.2 · Marketing/PR Expense	52.07	1,666.66	-1,614.59	1,570.09	6,666.66	-5,096.57	20,000.00
5176.4 · Holiday Appeal Expense	0.00	83.33	-83.33	0.00	333.32	-333.32	1,000.00
5176.5 · Annual Report Expense	1,204.08	108.34	1,095.74	1,204.08	433.36	770.72	1,300.00
5176.6 · Spring/Summer Appeal	0.00	70.83	-70.83	0.00	283.35	-283.35	850.00
5176.7 · STS/Major Donors/Legacy Society	35.00	125.00	-90.00	288.58	500.00	-211.42	1,500.00
5176.9 · Winter Appeal	0.00	37.50	-37.50	281.12	150.00	131.12	450.00
5177.1 · Newsletter	0.00	375.00	-375.00	0.00	1,500.00	-1,500.00	4,500.00
5178 · Printing	0.00	145.84	-145.84	1,461.69	583.36	878.33	1,750.00
5179 · Brochures	0.00	25.00	-25.00	377.14	100.00	277.14	300.00
5180 · Special Events							
5181 · "People Who Care" Expense	500.00	1,666.67	-1,166.67	500.00	6,666.68	-6,166.68	20,000.00
5186 · Mardi Bra/Giving Tues./GiveBIG	564.42			744.42			
5189 · Other Events	0.00	125.00	-125.00	0.00	500.00	-500.00	1,500.00
Total 5180 · Special Events	1,064.42	1,791.67	-727.25	1,244.42	7,166.68	-5,922.26	21,500.00
5195 · Marketing/PR/Grants Software	149.92	166.67	-16.75	299.84	666.68	-366.84	2,000.00

TRANSITIONS
ADMINISTRATION BUDGET PERFORMANCE
April 2022

	Apr 22	Budget	$ Over Budget	Jan - Apr 22	YTD Budget	$ Over Budget	Annual Budget
Total 5175 · Fundraising	2,505.49	4,595.84	-2,090.35	6,726.96	18,383.41	-11,656.45	55,150.00
5210 · Telephone	410.92	350.00	60.92	989.64	1,400.00	-410.36	4,200.00
5235 · Taxes/Permits/Fees	130.00	16.67	113.33	215.00	66.68	148.32	200.00
5250 · Networking - Admin	133.07	125.00	8.07	279.81	500.00	-220.19	1,500.00
5260 · Misc - Admin							
5260.1 · Misc. Bank Charges	116.78	208.33	-91.55	2,808.67	833.32	1,975.35	2,500.00
5260 · Misc - Admin - Other	57.90	20.84	37.06	82.90	83.36	-0.46	250.00
Total 5260 · Misc - Admin	174.68	229.17	-54.49	2,891.57	916.68	1,974.89	2,750.00
5300 · Maint. & Repair-Admin	228.00	269.67	-41.67	684.00	1,078.68	-394.68	3,236.00
5310 · M&R Copier-Tran	0.00	75.00	-75.00	367.02	300.00	67.02	900.00
5320 · I. T. Support & Maintenance	802.93	1,458.33	-655.40	1,605.09	5,833.32	-4,228.23	17,500.00
5590 · Auto Expense - Admin	22.06	41.67	-19.61	43.76	166.68	-122.92	500.00
5900 · Replace & Operating Reserve,ADM	130.00	130.00	0.00	520.00	520.00	0.00	1,560.00
5910 · In-Kind Expense - Admin	0.00	833.33	-833.33	2,745.00	3,333.32	-588.32	10,000.00
5920 · Bad Debt Expense	145.00	666.67	-521.67	145.00	2,666.68	-2,521.68	8,000.00
5930 · Depreciation - Tran	513.50	250.00	263.50	2,053.99	1,000.00	1,053.99	3,000.00
Total Expense	57,343.82	58,887.37	-1,543.55	208,740.62	235,549.53	-26,808.91	706,648.00
Net Ordinary Income	189,544.79	-2,219.03	191,763.82	151,449.78	-8,876.17	160,325.95	-26,628.04
Other Income/Expense							
Other Income							
9010 · Trans - Allocated Income	-246,888.61			-360,190.40			
Total Other Income	-246,888.61			-360,190.40			
Other Expense							
9110 · Trans - Allocated Expense	-56,830.32			-206,506.63			
Total Other Expense	-56,830.32			-206,506.63			
Net Other Income	-190,058.29			-153,683.77			
Net Income	-513.50	-2,219.03	1,705.53	-2,233.99	-8,876.17	6,642.18	-26,628.04

TRANSITIONS
EDUCARE BUDGET PERFORMANCE
April 2022

	Apr 22	Budget	$ Over B...	Jan - Apr 22	YTD Budget	$ Over Budget	Annual Budget
Ordinary Income/Expense							
Income							
4411.1 · Donations - EduCare							
4412.1 · Donations, Educare	0.00			50.00			
4411.1 · Donations - EduCare - Other	0.00	583.33	-583.33	0.00	2,333.32	-2,333.32	7,000.00
Total 4411.1 · Donations - EduCare	0.00	583.33	-583.33	50.00	2,333.32	-2,283.32	7,000.00
4424 · Private Grants - EduCare	19,250.00	5,833.33	13,416.67	31,750.00	23,333.32	8,416.68	70,000.00
4460 · Educare - Childcare							
4462 · SSPS - DSHS	9,278.68	4,583.33	4,695.35	31,343.53	18,333.32	13,010.21	55,000.00
4464 · USDA Food	760.08	1,583.33	-823.25	3,093.83	6,333.32	-3,239.49	19,000.00
Total 4460 · Educare - Childcare	10,038.76	6,166.66	3,872.10	34,437.36	24,666.64	9,770.72	74,000.00
4461 · Childcare - Program Fees	215.00	183.33	31.67	875.00	733.32	141.68	2,200.00
4463 · Childcare Grants	0.00	1,250.00	-1,250.00	0.00	5,000.00	-5,000.00	15,000.00
4490.1 · In-Kind Income - EduCare	0.00	1,666.67	-1,666.67	3,147.50	6,666.68	-3,519.18	20,000.00
Total Income	29,503.76	15,683.32	13,820.44	70,259.86	62,733.28	7,526.58	188,200.00
Gross Profit	29,503.76	15,683.32	13,820.44	70,259.86	62,733.28	7,526.58	188,200.00
Expense							
8000.1 · Wages - EduCare							
8016 · Wages - Educare	13,793.76	16,846.08	-3,052.32	58,160.55	67,384.35	-9,223.80	202,153.00
Total 8000.1 · Wages - EduCare	13,793.76	16,846.08	-3,052.32	58,160.55	67,384.35	-9,223.80	202,153.00
8040 · Benefits - Educare							
8050 · FICA - Educare	845.15	1,044.41	-199.26	3,563.60	4,177.66	-614.06	12,533.00
8051 · Medicare - Educare	197.65	244.25	-46.60	833.42	977.00	-143.58	2,931.00
8052 · Labor & Ind. - Educare	301.75	682.42	-380.67	1,224.07	2,729.68	-1,505.61	8,189.00
8053 · Medical - Educare	1,062.96	1,330.08	-267.12	4,538.07	5,320.32	-782.25	15,961.00
8055 · Life Insurance - Educare	79.16	89.83	-10.67	336.64	359.32	-22.68	1,078.00
8056 · Retirement - Educare	137.45	192.67	-55.22	620.25	770.68	-150.43	2,312.00
Total 8040 · Benefits - Educare	2,624.12	3,583.66	-959.54	11,116.05	14,334.66	-3,218.61	43,004.00
8110.1 · General Insurance - Educare	544.82	343.25	201.57	1,089.64	1,373.00	-283.36	4,119.00
8340.1 · Supplies - EduCare							
8341.1 · Dues/Books/Sub - EduCare	0.00	4.17	-4.17	0.00	16.66	-16.66	50.00
8342.1 · Office Supplies - Educare	0.00	33.33	-33.33	68.64	133.32	-64.68	400.00
8370.1 · Small Equipment - EduCare	73.90	12.50	61.40	312.61	50.00	262.61	150.00
Total 8340.1 · Supplies - EduCare	73.90	50.00	23.90	381.25	199.98	181.27	600.00
8410.1 · Telephone - Educare	62.55	69.16	-6.61	187.83	276.67	-88.84	830.00
8570 · EduCare - Supportive Services							
8573 · Program Supplies	114.24	66.66	47.58	419.80	266.67	153.13	800.00
8574 · Field Trips	0.00	16.66	-16.66	0.00	66.67	-66.67	200.00
8575 · Food	466.75	450.00	16.75	1,830.04	1,800.00	30.04	5,400.00

TRANSITIONS
EDUCARE BUDGET PERFORMANCE
April 2022

	Apr 22	Budget	$ Over B...	Jan - Apr 22	YTD Budget	$ Over Budget	Annual Budget
8576 · Kitchen Supplies	41.09	50.00	-8.91	41.09	200.00	-158.91	600.00
8579 · Resource/Educational Materials	49.21	166.66	-117.45	257.39	666.67	-409.28	2,000.00
Total 8570 · EduCare - Supportive Services	671.29	749.98	-78.69	2,548.32	3,000.01	-451.69	9,000.00
8572 · Contract Labor - EduCare	100.00	100.00	0.00	300.00	400.00	-100.00	1,200.00
8577 · Maintenance & Repair -EduCare	128.72	333.33	-204.61	263.66	1,333.33	-1,069.67	4,000.00
8580 · Staff Expense EduCare	55.75	108.33	-52.58	174.58	433.32	-258.74	1,300.00
8581 · Utilities - Educare	331.87	414.58	-82.71	1,252.81	1,658.32	-405.51	4,975.00
8585 · School Age Program							
8585.1 · Food	23.38			47.85			
8585.2 · Supplies	25.00			25.00			
Total 8585 · School Age Program	48.38			72.85			
8590.1 · Auto Expense - EduCare	0.00	12.50	-12.50	0.00	50.00	-50.00	150.00
8600.1 · Misc - EduCare							
8578 · Miscellaneous - EduCare	0.00	20.84	-20.84	5.00	83.33	-78.33	250.00
8605.1 · Taxes/Permits/Fees-EduCare	0.00	8.33	-8.33	0.00	33.32	-33.32	100.00
8620.1 · Networking - Educare	0.00	4.17	-4.17	0.00	16.68	-16.68	50.00
Total 8600.1 · Misc - EduCare	0.00	33.34	-33.34	5.00	133.33	-128.33	400.00
8900.1 · Replace & Operating Reserve,EC	166.67	166.67	0.00	666.68	666.67	0.01	2,000.00
8910.1 · In-Kind Expense - EduCare	0.00	1,666.67	-1,666.67	3,147.50	6,666.68	-3,519.18	20,000.00
8930.1 · Depreciation - Educare	927.23	933.33	-6.10	3,708.91	3,733.32	-24.41	11,200.00
Total Expense	19,529.06	25,410.88	-5,881.82	83,075.63	101,643.64	-18,568.01	304,931.00
Net Ordinary Income	9,974.70	-9,727.56	19,702.26	-12,815.77	-38,910.36	26,094.59	-116,731.00
Other Income/Expense							
Other Income							
9050 · EC - Allocated Income	39,502.18			57,630.47			
Total Other Income	39,502.18			57,630.47			
Other Expense							
9150 · EduCare - Allocated Expense	9,092.85			33,041.06			
Total Other Expense	9,092.85			33,041.06			
Net Other Income	30,409.33			24,589.41			
Net Income	40,384.03	-9,727.56	50,111.59	11,773.64	-38,910.36	50,684.00	-116,731.00

TRANSITIONS
HOME YARD COTTAGES BUDGET PERFORMANCE
April 2022

	Apr 22	Budget	$ Over B...	Jan - Apr 22	YTD Bud...	$ Over Budget	Annual Budget
Ordinary Income/Expense							
Income							
4605 · Donations - HYC	0.00	50.00	-50.00	250.00	200.00	50.00	600.00
4635 · Tenant Services Fee - HYC	0.00	3,750.00	-3,750.00	0.00	15,000.00	-15,000.00	45,000.00
4640 · In-Kind Donations - HYC	0.00	625.00	-625.00	2,928.00	2,500.00	428.00	7,500.00
4700 · City/County Grants - HYC							
4701 · HHOS - HYC	3,018.69			12,254.80			
4700 · City/County Grants - HYC - Other	0.00	3,041.67	-3,041.67	0.00	12,166.68	-12,166.68	36,500.00
Total 4700 · City/County Grants - HYC	3,018.69	3,041.67	-22.98	12,254.80	12,166.68	88.12	36,500.00
4750 · Medicaid Reimbursement -HYC	0.00	1,270.00	-1,270.00	1,344.00	5,080.00	-3,736.00	15,240.00
4755 · Miscellaneous - HYC	0.00			-3,375.43			
Total Income	3,018.69	8,736.67	-5,717.98	13,401.37	34,946.68	-21,545.31	104,840.00
Gross Profit	3,018.69	8,736.67	-5,717.98	13,401.37	34,946.68	-21,545.31	104,840.00
Expense							
9700 · Wages- Home Yard Cottages							
9710 · Wages	4,848.07	7,101.34	-2,253.27	21,095.56	28,405.36	-7,309.80	85,216.00
Total 9700 · Wages- Home Yard Cottages	4,848.07	7,101.34	-2,253.27	21,095.56	28,405.36	-7,309.80	85,216.00
9719 · Benefits - Home Yard Cottages							
9720 · FICA - HYC	366.44	440.25	-73.81	1,345.49	1,761.00	-415.51	5,283.00
9721 · Medicare - HYC	85.70	103.00	-17.30	314.67	412.00	-97.33	1,236.00
9722 · L & I - HYC	132.72	237.50	-104.78	534.28	950.00	-415.72	2,850.00
9723 · Medical - HYC	588.75	988.00	-399.25	2,292.48	3,952.00	-1,659.52	11,856.00
9725 · Life Insurance - HYC	30.54	40.58	-10.04	128.12	162.32	-34.20	487.00
9726 · Retirement -HYC	0.00	112.08	-112.08	0.00	448.33	-448.33	1,345.00
Total 9719 · Benefits - Home Yard Cottages	1,204.15	1,921.41	-717.26	4,615.04	7,685.65	-3,070.61	23,057.00
9729 · Staff Development - HYC	0.00	35.34	-35.34	0.00	141.36	-141.36	424.00
9730 · Supplies - HYC							
9731 · Office Supplies - HYC	67.52	41.67	25.85	67.52	166.68	-99.16	500.00
9732 · Computer Supplies - HYC	53.40	11.08	42.32	53.40	44.32	9.08	133.00
9733 · Small Equipment - HYC	0.00	44.08	-44.08	0.00	176.32	-176.32	529.00
Total 9730 · Supplies - HYC	120.92	96.83	24.09	120.92	387.32	-266.40	1,162.00
9740 · Telephone - HYC	0.00	625.00	-625.00	0.00	2,500.00	-2,500.00	7,500.00
9750 · In-Kind Expense - HYC	0.00	625.00	-625.00	2,928.00	2,500.00	428.00	7,500.00
9760 · Auto Expense - HYC	0.00	41.67	-41.67	10.00	166.67	-156.67	500.00
9765 · Food - HYC	0.00	75.00	-75.00	50.32	300.00	-249.68	900.00
9766 · Program Supplies - HYC	0.00	35.00	-35.00	27.39	140.00	-112.61	420.00

TRANSITIONS
HOME YARD COTTAGES BUDGET PERFORMANCE
April 2022

	Apr 22	Budget	$ Over B...	Jan - Apr 22	YTD Bud...	$ Over Budget	Annual Budget
9767 · Client Assistance- HYC	0.00	53.42	-53.42	0.00	213.68	-213.68	641.00
9770 · Misc. Expenses - HYC	0.00	8.34	-8.34	-136.26	33.34	-169.60	100.00
9775 · Garden Supplies - HYC	0.00	52.50	-52.50	0.00	210.00	-210.00	630.00
Total Expense	6,173.14	10,670.85	-4,497.71	28,710.97	42,683.38	-13,972.41	128,050.00
Net Ordinary Income	-3,154.45	-1,934.18	-1,220.27	-15,309.60	-7,736.70	-7,572.90	-23,210.00
Net Income	-3,154.45	-1,934.18	-1,220.27	-15,309.60	-7,736.70	-7,572.90	-23,210.00

TRANSITIONS
MIRYAM'S HOUSE BUDGET PERFORMANCE
April 2022

	Apr 22	Budget	$ Over B...	Jan - Apr ...	YTD Bud...	$ Over B...	Annual B...
Ordinary Income/Expense							
Income							
4209 · MH Food Fee	849.57			3,175.57			
4210 · MH Occupancy Fee	1,215.00	1,000.00	215.00	4,218.00	4,000.00	218.00	12,000.00
4211 · Donations-MH							
4212 · Donations	200.00	350.00	-150.00	400.00	1,400.00	-1,000.00	4,200.00
Total 4211 · Donations-MH	200.00	350.00	-150.00	400.00	1,400.00	-1,000.00	4,200.00
4225 · Grants City/County - MH							
4226 · City Human Services	0.00	4,000.00	-4,000.00	0.00	16,000.00	-16,000.00	48,000.00
4239 · HHOS - MH TH	4,043.93			16,654.99			
Total 4225 · Grants City/County - MH	4,043.93	4,000.00	43.93	16,654.99	16,000.00	654.99	48,000.00
4233 · DOF Grants - MH							
4234 · Endowment	8,296.97	8,333.33	-36.36	31,910.61	33,333.32	-1,422.71	100,000.00
Total 4233 · DOF Grants - MH	8,296.97	8,333.33	-36.36	31,910.61	33,333.32	-1,422.71	100,000.00
4247 · OVW GRANT - MH	0.00	3,166.67	-3,166.67	0.00	12,666.68	-12,666.68	38,000.00
4275 · Medicaid Reimbursement - MH	1,008.00	2,916.66	-1,908.66	7,696.00	11,666.64	-3,970.64	35,000.00
4290 · In Kind Donations - MH							
4292 · In-Kind Regular	0.00	1,250.00	-1,250.00	0.00	5,000.00	-5,000.00	15,000.00
Total 4290 · In Kind Donations - MH	0.00	1,250.00	-1,250.00	0.00	5,000.00	-5,000.00	15,000.00
Total Income	15,613.47	21,016.66	-5,403.19	64,055.17	84,066.64	-20,011.47	252,200.00
Gross Profit	15,613.47	21,016.66	-5,403.19	64,055.17	84,066.64	-20,011.47	252,200.00
Expense							
6000 · Wages - MH							
6010 · Wages	10,076.70	10,517.33	-440.63	39,772.62	42,069.32	-2,296.70	126,208.00
Total 6000 · Wages - MH	10,076.70	10,517.33	-440.63	39,772.62	42,069.32	-2,296.70	126,208.00

TRANSITIONS
MIRYAM'S HOUSE BUDGET PERFORMANCE
April 2022

	Apr 22	Budget	$ Over B...	Jan - Apr ...	YTD Bud...	$ Over B...	Annual B...
6019 · Benefits - MH							
6020 · FICA-MH	601.26	652.08	-50.82	2,316.10	2,608.35	-292.25	7,825.00
6021 · Medicare-MH	140.62	152.50	-11.88	541.67	610.00	-68.33	1,830.00
6022 · Labor & Ind.-MH	279.16	357.75	-78.59	1,155.95	1,431.00	-275.05	4,293.00
6023 · Medical-MH	132.12	713.34	-581.22	2,045.16	2,853.33	-808.17	8,560.00
6025 · Life Insurance-MH	65.93	47.84	18.09	217.14	191.33	25.81	574.00
6026 · Retirement-MH	135.33	112.17	23.16	543.13	448.68	94.45	1,346.00
Total 6019 · Benefits - MH	1,354.42	2,035.68	-681.26	6,819.15	8,142.69	-1,323.54	24,428.00
6030 · Staff Development-MH	31.66	41.67	-10.01	46.66	166.68	-120.02	500.00
6110 · General Insurance-MH	1,138.06	610.17	527.89	2,276.12	2,440.67	-164.55	7,322.00
6140 · Supplies							
6160 · Office Supplies-MH	70.81	175.00	-104.19	116.47	700.00	-583.53	2,100.00
6161 · Computer Supplies -MH	17.65			35.30			
6170 · Small Equipment-MH	0.00	33.33	-33.33	0.00	133.32	-133.32	400.00
Total 6140 · Supplies	88.46	208.33	-119.87	151.77	833.32	-681.55	2,500.00
6410 · Telephone-MH	289.90	291.67	-1.77	864.35	1,166.68	-302.33	3,500.00
6420 · Utilities-MH	921.58	958.33	-36.75	3,167.30	3,833.32	-666.02	11,500.00
6530 · Supportive Services - MH							
6531 · Alum Groups-MH	0.00	16.66	-16.66	0.00	66.66	-66.66	200.00
6532 · Client Assist-MH	192.18	266.66	-74.48	880.09	1,066.67	-186.58	3,200.00
6532.5 · Client Assistance - OVW	110.00			110.00			
6533 · Clothing & Housewares	0.00	16.66	-16.66	0.00	66.66	-66.66	200.00
6534 · Drug Testing	0.00	58.33	-58.33	-210.79	233.32	-444.11	700.00
6536 · Food-MH	1,249.38	766.67	482.71	3,186.14	3,066.67	119.47	9,200.00
6538 · Program Supplies	800.62	425.00	375.62	1,447.19	1,700.00	-252.81	5,100.00
Total 6530 · Supportive Services - MH	2,352.18	1,549.98	802.20	5,412.63	6,199.98	-787.35	18,600.00
6560 · Payroll Expenses	0.00			0.00			
6590 · Auto Expense	8.97	41.67	-32.70	227.35	166.68	60.67	500.00
6600 · Miscellaneous MH							
6620 · Networking - MH	0.00	4.17	-4.17	0.00	16.68	-16.68	50.00

TRANSITIONS
MIRYAM'S HOUSE BUDGET PERFORMANCE
April 2022

	Apr 22	Budget	$ Over B...	Jan - Apr ...	YTD Bud...	$ Over B...	Annual B...
6630 · Miscellaneous-MH	0.00	25.00	-25.00	67.95	100.00	-32.05	300.00
Total 6600 · Miscellaneous MH	0.00	29.17	-29.17	67.95	116.68	-48.73	350.00
6835 · Maint/Repair-MH	220.17	666.67	-446.50	2,195.51	2,666.67	-471.16	8,000.00
6840 · M&R Copier - MH	32.60			187.19			
6900.1 · Replace & Operating Reserve, ...	1,041.66	1,041.67	-0.01	4,166.64	4,166.68	-0.04	12,500.00
6910 · In-Kind Expense - MH	0.00	1,250.00	-1,250.00	0.00	5,000.00	-5,000.00	15,000.00
6930 · Depreciation-MH	2,413.44	2,125.00	288.44	9,653.76	8,500.00	1,153.76	25,500.00
Total Expense	19,969.80	21,367.34	-1,397.54	75,009.00	85,469.37	-10,460.37	256,408.00
Net Ordinary Income	-4,356.33	-350.68	-4,005.65	-10,953.83	-1,402.73	-9,551.10	-4,208.00
Other Income/Expense							
Other Income							
9020 · MH - Allocated Income	29,626.63			43,222.85			
Total Other Income	29,626.63			43,222.85			
Other Expense							
9120 · MH - Allocated Expense	6,819.64			24,780.79			
Total Other Expense	6,819.64			24,780.79			
Net Other Income	22,806.99			18,442.06			
Net Income	18,450.66	-350.68	18,801.34	7,488.23	-1,402.73	8,890.96	-4,208.00

Transitions' New Leaf Bakery Cafe
Profit & Loss Budget Performance
April 2022

	Apr 22	Budget	$ Over Budget	Jan - Apr 22	YTD Budget	$ Over Budget	Annual Budget
Income							
4100 · Catering Sales							
4100.2 · Event Catering	0.00			2,941.99			
4100.3 · Bake Sales	325.00			485.50			
4100.5 · Other Catering Sales	66.00			3,283.97			
4100 · Catering Sales - Other	0.00	4,166.67	-4,166.67	0.00	16,666.68	-16,666.68	50,000.00
Total 4100 · Catering Sales	391.00	4,166.67	-3,775.67	6,711.46	16,666.68	-9,955.22	50,000.00
4200 · Coffee Shop Sales							
4200.4 · Other Food Sales	0.00			39.00			
4200 · Coffee Shop Sales - Other	719.05	4,166.67	-3,447.62	7,101.29	16,666.68	-9,565.39	50,000.00
Total 4200 · Coffee Shop Sales	719.05	4,166.67	-3,447.62	7,140.29	16,666.68	-9,526.39	50,000.00
4300 · CSA Income	0.00	166.67	-166.67	0.00	666.68	-666.68	2,000.00
6000 · Donations	2,361.75	1,083.34	1,278.41	2,621.83	4,333.36	-1,711.53	13,000.00
6100 · Private Grants							
6104 · Other Private Grants	0.00			20,000.00			
6100 · Private Grants - Other	0.00	6,666.67	-6,666.67	0.00	26,666.65	-26,666.65	80,000.00
Total 6100 · Private Grants	0.00	6,666.67	-6,666.67	20,000.00	26,666.65	-6,666.65	80,000.00
6350 · OVW Grant	0.00	458.34	-458.34	0.00	1,833.36	-1,833.36	5,500.00
6370 · Medicaid Reimbursement	2,785.00	5,000.00	-2,215.00	11,506.00	20,000.00	-8,494.00	60,000.00
6400 · Sponsors							
6401 · Sisters of St. Francis	0.00	2,633.34	-2,633.34	0.00	10,533.35	-10,533.35	31,600.00
Total 6400 · Sponsors	0.00	2,633.34	-2,633.34	0.00	10,533.35	-10,533.35	31,600.00
6450 · Dominican Outreach Foundation	1,000.00	1,000.00	0.00	4,000.00	4,000.00	0.00	12,000.00
6500 · In-Kind Donations							
6501 · Volunteer Hours	0.00			2,130.00			
6502 · In-Kind Donations	0.00			1,200.00			
6500 · In-Kind Donations - Other	0.00	3,166.67	-3,166.67	0.00	12,666.68	-12,666.68	38,000.00
Total 6500 · In-Kind Donations	0.00	3,166.67	-3,166.67	3,330.00	12,666.68	-9,336.68	38,000.00
Total Income	7,256.80	28,508.37	-21,251.57	55,309.58	114,033.44	-58,723.86	342,100.00
Cost of Goods Sold							
5100 · Food Purchases - Cafe							
5101 · Tea & Coffee Purchases	183.70			657.85			
5100 · Food Purchases - Cafe - Other	2,095.77	1,374.50	721.27	3,190.55	5,498.00	-2,307.45	16,494.00
Total 5100 · Food Purchases - Cafe	2,279.47	1,374.50	904.97	3,848.40	5,498.00	-1,649.60	16,494.00
5120 · Cafe Supplies & Consumables	736.33	232.50	503.83	1,218.89	930.00	288.89	2,790.00
5200 · Food Purchases - Catering	425.66	1,996.67	-1,571.01	1,541.13	7,986.68	-6,445.55	23,960.00
5220 · Catering Supplies & Consumables	0.00	211.75	-211.75	126.75	847.00	-720.25	2,541.00
5550 · Small Equipment Purchases							
5552 · Kitchen	0.00			0.00			
Total 5550 · Small Equipment Purchases	0.00			0.00			
5650 · Equipment Repair & Maintenance	0.00			208.74			
Total COGS	3,441.46	3,815.42	-373.96	6,943.91	15,261.68	-8,317.77	45,785.00
Gross Profit	3,815.34	24,692.95	-20,877.61	48,365.67	98,771.76	-50,406.09	296,315.00
Expense							
7100 · Staff Salaries							
7102 · Staff Salaries	17,353.34	20,270.34	-2,917.00	68,537.18	81,081.36	-12,544.18	243,244.00
Total 7100 · Staff Salaries	17,353.34	20,270.34	-2,917.00	68,537.18	81,081.36	-12,544.18	243,244.00

Transitions' New Leaf Bakery Cafe
Profit & Loss Budget Performance
April 2022

	Apr 22	Budget	$ Over Budget	Jan - Apr 22	YTD Budget	$ Over Budget	Annual Budget
7150 · Benefits							
7151 · FICA	1,055.44	1,256.75	-201.31	4,232.14	5,027.00	-794.86	15,081.00
7152 · Medicare	246.84	293.91	-47.07	989.77	1,175.64	-185.87	3,527.00
7153 · Labor & Ind	292.41	357.17	-64.76	1,005.30	1,428.68	-423.38	4,286.00
7154 · Medical	1,338.49	1,916.84	-578.35	6,790.24	7,667.36	-877.12	23,002.00
7156 · Life Insurance	70.08	104.75	-34.67	361.09	419.00	-57.91	1,257.00
7157 · Retirement	377.82	249.84	127.98	317.53	999.36	-681.83	2,998.00
Total 7150 · Benefits	3,381.08	4,179.26	-798.18	13,696.07	16,717.04	-3,020.97	50,151.00
7170 · Staff Training & Development							
7171 · Staff Training	0.00	54.17	-54.17	0.00	216.68	-216.68	650.00
7172 · Staff Development	0.00	54.17	-54.17	0.00	216.68	-216.68	650.00
Total 7170 · Staff Training & Development	0.00	108.34	-108.34	0.00	433.36	-433.36	1,300.00
7240 · Admin Supplies							
7241 · Dues/Subs/Books	0.00			0.00			
7242 · Office Supplies	0.00	262.50	-262.50	453.03	1,050.00	-596.97	3,150.00
7243 · Computer Supplies	0.00			250.27			
7244 · Small Equipment	0.00	250.00	-250.00	0.00	1,000.00	-1,000.00	3,000.00
Total 7240 · Admin Supplies	0.00	512.50	-512.50	703.30	2,050.00	-1,346.70	6,150.00
7250 · Garden Supplies	0.00	44.17	-44.17	0.00	176.68	-176.68	530.00
7260 · Maintenance & Repair	163.50	416.67	-253.17	1,003.35	1,666.68	-663.33	5,000.00
7300 · Rent	556.55	1,144.00	-587.45	2,210.52	4,576.00	-2,365.48	13,728.00
7310 · Telephone	838.59	508.34	330.25	2,369.42	2,033.34	336.08	6,100.00
7330 · Taxes/ Permits/ Fees							
7332 · Business Licence Fees	0.00			0.00			
7333 · Food Handlers Permits	30.00			90.00			
7330 · Taxes/ Permits/ Fees - Other	0.00	125.00	-125.00	0.00	500.00	-500.00	1,500.00
Total 7330 · Taxes/ Permits/ Fees	30.00	125.00	-95.00	90.00	500.00	-410.00	1,500.00
7350 · Client Assistance	0.00			0.00			
7400 · Advertsing & Promotional Costs	0.00	91.66	-91.66	0.00	366.65	-366.65	1,100.00
7500 · Auto Expenses	893.40	100.00	793.40	923.60	400.00	523.60	1,200.00
7550 · Delivery Costs	0.00	208.33	-208.33	353.33	833.32	-479.99	2,500.00
7600 · Insurance							
7601 · General Insurance	-419.67			132.58			
7600 · Insurance - Other	0.00	66.67	-66.67	0.00	266.68	-266.68	800.00
Total 7600 · Insurance	-419.67	66.67	-486.34	132.58	266.68	-134.10	800.00
7700 · Bank Interest & Charges							
7702 · Merchant Account Fees	160.76	166.66	-5.90	447.97	666.67	-218.70	2,000.00
Total 7700 · Bank Interest & Charges	160.76	166.66	-5.90	447.97	666.67	-218.70	2,000.00
7750 · Misc Expenses	906.35	41.66	864.69	1,560.34	166.67	1,393.67	500.00
7800 · Depreciation	2,235.57	2,500.00	-264.43	8,942.29	10,000.00	-1,057.71	30,000.00
7850 · In -Kind Expense							
7851 · Volunteer Hours	0.00			2,130.00			
7852 · In - Kind Donations	0.00			1,200.00			
7850 · In -Kind Expense - Other	0.00	3,166.66	-3,166.66	0.00	12,666.67	-12,666.67	38,000.00
Total 7850 · In -Kind Expense	0.00	3,166.66	-3,166.66	3,330.00	12,666.67	-9,336.67	38,000.00
7880 · Replacement & Operating Reserve	266.67	266.67	0.00	1,066.68	1,066.67	0.01	3,200.00
Total Expense	26,366.14	33,916.93	-7,550.79	105,366.63	135,667.79	-30,301.16	407,003.00
Net Income	**-22,550.80**	**-9,223.98**	**-13,326.82**	**-57,000.96**	**-36,896.03**	**-20,104.93**	**-110,688.00**

TRANSITIONS
TLC BUDGET PERFORMANCE
April 2022

	Apr 22	Budget	$ Over B...	Jan - Apr 22	YTD Budget	$ Over B...	Annual Budget
Ordinary Income/Expense							
Income							
4410 · TLC Occupancy Fee							
4410.3 · Duplex Rent	1,262.00	1,110.00	152.00	4,848.00	4,440.00	408.00	13,320.00
4410.4 · TLC Occupancy Fee	3,136.00	6,418.67	-3,282.67	5,424.85	25,674.68	-20,249.83	77,024.00
4410.5 · PSH Occupancy Fee	652.00			2,608.00			
4410.6 · VOA TH RENT	4,600.00			18,400.00			
Total 4410 · TLC Occupancy Fee	9,650.00	7,528.67	2,121.33	31,280.85	30,114.68	1,166.17	90,344.00
4411 · Donations, TLC							
4412 · Donations, TLC	1,000.00	166.67	833.33	6,000.00	666.68	5,333.32	2,000.00
Total 4411 · Donations, TLC	1,000.00	166.67	833.33	6,000.00	666.68	5,333.32	2,000.00
4418 · Private Grants - TLC							
4419 · Private Grants - TLC	0.00	4,166.67	-4,166.67	33,000.00	16,666.68	16,333.32	50,000.00
Total 4418 · Private Grants - TLC	0.00	4,166.67	-4,166.67	33,000.00	16,666.68	16,333.32	50,000.00
4425 · City/County Grants - TLC							
4426 · City Human Services	0.00	2,675.00	-2,675.00	0.00	10,700.00	-10,700.00	32,100.00
4495 · Home & Family Assistance - T...	5,104.12	3,750.00	1,354.12	19,367.21	15,000.00	4,367.21	45,000.00
4496 · HHOS - TLC TH	5,142.39			22,743.41			
Total 4425 · City/County Grants - TLC	10,246.51	6,425.00	3,821.51	42,110.62	25,700.00	16,410.62	77,100.00
4434 · DOF Endowment - TLC	22,991.59	23,000.00	-8.41	88,334.84	92,000.00	-3,665.16	276,000.00
4447 · OVW GRANT - TLC	0.00	4,000.00	-4,000.00	0.00	16,000.00	-16,000.00	48,000.00
4448 · State Grants - TLC	0.00	7,083.33	-7,083.33	0.00	28,333.32	-28,333.32	85,000.00
4480 · Miscellaneous -TLC	9,037.44			9,037.44			
4485 · Medicaid Reimbursement - TLC	3,024.00	1,000.00	2,024.00	4,368.00	4,000.00	368.00	12,000.00
4490 · In-Kind Donations TLC							
4492 · In-Kind Regular	0.00	2,500.00	-2,500.00	4,921.25	10,000.00	-5,078.75	30,000.00
Total 4490 · In-Kind Donations TLC	0.00	2,500.00	-2,500.00	4,921.25	10,000.00	-5,078.75	30,000.00
Total Income	55,949.54	55,870.34	79.20	219,053.00	223,481.36	-4,428.36	670,444.00
Gross Profit	55,949.54	55,870.34	79.20	219,053.00	223,481.36	-4,428.36	670,444.00
Expense							
8000 · Wages							
8010 · Wages - TLC	20,392.80	19,252.75	1,140.05	78,711.35	77,011.00	1,700.35	231,033.00
Total 8000 · Wages	20,392.80	19,252.75	1,140.05	78,711.35	77,011.00	1,700.35	231,033.00

TRANSITIONS
TLC BUDGET PERFORMANCE
April 2022

	Apr 22	Budget	$ Over B...	Jan - Apr 22	YTD Budget	$ Over B...	Annual Budget
8019 · Benefits - TLC							
8020 · FICA - TLC	1,113.18	1,193.67	-80.49	4,706.34	4,774.66	-68.32	14,324.00
8021 · Medicare - TLC	260.33	279.17	-18.84	1,100.68	1,116.66	-15.98	3,350.00
8022 · Labor & Ind. - TLC	529.96	602.75	-72.79	2,058.44	2,411.00	-352.56	7,233.00
8023 · Medical - TLC	2,845.28	3,105.75	-260.47	12,250.52	12,423.00	-172.48	37,269.00
8025 · Life Insurance - TLC	112.72	102.17	10.55	435.30	408.66	26.64	1,226.00
8026 · Retirement - TLC	190.05	110.84	79.21	763.15	443.33	319.82	1,330.00
Total 8019 · Benefits - TLC	5,051.52	5,394.35	-342.83	21,314.43	21,577.31	-262.88	64,732.00
8030 · Staff Development - TLC	1,388.18	166.67	1,221.51	1,563.66	666.66	897.00	2,000.00
8110 · General Insurance - TLC	4,381.86	2,583.33	1,798.53	8,763.72	10,333.32	-1,569.60	31,000.00
8340 · Supplies - TLC							
8341 · Dues/Books/Subs - TLC	0.00	20.83	-20.83	0.00	83.32	-83.32	250.00
8360 · Office Supplies - TLC	28.93	141.67	-112.74	418.31	566.67	-148.36	1,700.00
8361 · Computer Supplies - TLC	23.52			75.36			
8370 · Small Equipment - TLC	0.00	33.33	-33.33	0.00	133.32	-133.32	400.00
Total 8340 · Supplies - TLC	52.45	195.83	-143.38	493.67	783.31	-289.64	2,350.00
8410 · Telephone - TLC	577.61	531.25	46.36	1,700.89	2,125.00	-424.11	6,375.00
8420 · Utilities - TLC	1,772.17	3,775.00	-2,002.83	11,419.58	15,100.00	-3,680.42	45,300.00
8450 · Interest Expense - TLC	21.92			87.68			
8530 · Supportive Services - TLC							
8532 · Client Assist - TLC	1,506.10	166.66	1,339.44	2,845.54	666.67	2,178.87	2,000.00
8533 · Drug Testing	0.00	20.83	-20.83	0.00	83.32	-83.32	250.00
8535 · Food - TLC	17.18	91.66	-74.48	125.17	366.67	-241.50	1,100.00
8537 · Miscellaneous	0.00	141.66	-141.66	0.00	566.67	-566.67	1,700.00
8538 · Program Supplies - TLC	482.37			864.26			
8539 · WFF Rental Deposits	0.00	329.17	-329.17	0.00	1,316.65	-1,316.65	3,950.00
8530 · Supportive Services - TLC - Ot...	0.00			-108.00			
Total 8530 · Supportive Services - TLC	2,005.65	749.98	1,255.67	3,726.97	2,999.98	726.99	9,000.00
8590 · Auto Expense - TLC	219.09	195.83	23.26	1,137.90	783.32	354.58	2,350.00
8600 · Misc - TLC							
8605 · Taxes/Permits/Fees - TLC	0.00	25.00	-25.00	224.00	100.00	124.00	300.00
8620 · Networking - TLC	0.00	8.33	-8.33	0.00	33.32	-33.32	100.00
8630 · Miscellaneous - TLC	0.00	16.67	-16.67	90.29	66.67	23.62	200.00
Total 8600 · Misc - TLC	0.00	50.00	-50.00	314.29	199.99	114.30	600.00
8640 · Duplex Expenses	527.47	625.00	-97.53	1,850.23	2,500.00	-649.77	7,500.00
8835 · Maint/Repair - TLC	4,073.15	2,391.67	1,681.48	12,226.48	9,566.68	2,659.80	28,700.00
8836 · Copier Maint & Repair	88.34	108.33	-19.99	345.91	433.32	-87.41	1,300.00

TRANSITIONS
TLC BUDGET PERFORMANCE
April 2022

	Apr 22	Budget	$ Over B...	Jan - Apr 22	YTD Budget	$ Over B...	Annual Budget
8900 · Replace & Operating Reserve,TLC	2,000.00	2,000.00	0.00	8,000.00	8,000.00	0.00	24,000.00
8910 · In-Kind Expense - TLC	0.00	2,500.00	-2,500.00	4,921.25	10,000.00	-5,078.75	30,000.00
8930 · Depreciation - TLC	11,659.25	10,583.34	1,075.91	46,421.98	42,333.33	4,088.65	127,000.00
Total Expense	54,211.46	51,103.33	3,108.13	202,999.99	204,413.22	-1,413.23	613,240.00
Net Ordinary Income	1,738.08	4,767.01	-3,028.93	16,053.01	19,068.14	-3,015.13	57,204.00
Other Income/Expense							
Other Income							
9040 · TLC - Allocated Income	61,722.15			90,047.60			
Total Other Income	61,722.15			90,047.60			
Other Expense							
9140 · TLC - Allocated Expense	14,207.58			51,626.66			
Total Other Expense	14,207.58			51,626.66			
Net Other Income	47,514.57			38,420.94			
Net Income	49,252.65	4,767.01	44,485.64	54,473.95	19,068.14	35,405.81	57,204.00

TRANSITIONS
SINTO COMMONS BUDGET PERFORMANCE
April 2022

	Apr 22	Budget	$ Over B...	Jan - Ap...	YTD Bu...	$ Over Budget	Annual Budget
Ordinary Income/Expense							
Income							
4835 · Tenant Services Fee -SC							
4836 · Sinto Commons - Admin	686.17	878.26	-192.09	1,380.70	3,513.04	-2,132.34	10,539.12
4835 · Tenant Services Fee -SC - Other	6,861.66	7,904.41	-1,042.75	19,397.35	31,617.64	-12,220.29	94,852.88
Total 4835 · Tenant Services Fee -SC	7,547.83	8,782.67	-1,234.84	20,778.05	35,130.68	-14,352.63	105,392.00
Total Income	7,547.83	8,782.67	-1,234.84	20,778.05	35,130.68	-14,352.63	105,392.00
Gross Profit	7,547.83	8,782.67	-1,234.84	20,778.05	35,130.68	-14,352.63	105,392.00
Expense							
9800 · Wages - Sinto Commons							
9810 · Wages - SC	4,223.13	6,832.00	-2,608.87	18,369.26	27,328.00	-8,958.74	81,984.00
Total 9800 · Wages - Sinto Commons	4,223.13	6,832.00	-2,608.87	18,369.26	27,328.00	-8,958.74	81,984.00
9819 · Benefits - Sinto Commons							
9820 · FICA - SC	324.12	423.58	-99.46	1,226.13	1,694.33	-468.20	5,083.00
9821 · Medicare - SC	75.78	99.08	-23.30	286.74	396.32	-109.58	1,189.00
9822 · L & I - SC	127.95	225.50	-97.55	590.06	902.00	-311.94	2,706.00
9823 · Medical - SC	566.33	1,055.25	-488.92	1,629.95	4,221.00	-2,591.05	12,663.00
9825 · Life Insurance - SC	27.50	38.84	-11.34	71.74	155.34	-83.60	466.00
9826 · Retirement - SC	57.76	108.42	-50.66	234.55	433.68	-199.13	1,301.00
Total 9819 · Benefits - Sinto Commons	1,179.44	1,950.67	-771.23	4,039.17	7,802.67	-3,763.50	23,408.00
9830 · Supplies - SC							
9831 · Office Supplies - SC	0.00			79.21			
Total 9830 · Supplies - SC	0.00			79.21			
9860 · Auto Expense - SC	0.00			13.46			
9870 · Miscellaneous - SC	0.00			30.06			
Total Expense	5,402.57	8,782.67	-3,380.10	22,531.16	35,130.67	-12,599.51	105,392.00
Net Ordinary Income	2,145.26	0.00	2,145.26	-1,753.11	0.01	-1,753.12	0.00
Net Income	2,145.26	0.00	2,145.26	-1,753.11	0.01	-1,753.12	0.00

TRANSITIONS
WOMEN'S HEARTH BUDGET PERFORMANCE
April 2022

	Apr 22	Budget	$ Over B...	Jan - Apr 22	YTD Budget	$ Over Budget	Annual Budget
Ordinary Income/Expense							
Income							
4311 · Donations-WH	2,545.00	1,416.67	1,128.33	6,661.00	5,666.68	994.32	17,000.00
4318 · Private Grants-WH	0.00	4,166.67	-4,166.67	15,000.00	16,666.68	-1,666.68	50,000.00
4325 · City/County Grants-WH	21,493.44	17,664.91	3,828.53	71,647.37	70,659.64	987.73	211,979.00
4332 · SHP Grant-WH	1,665.28	3,591.67	-1,926.39	7,155.28	14,366.68	-7,211.40	43,100.00
4333 · DOF Grants-WH	1,979.65	2,000.00	-20.35	8,791.97	8,000.00	791.97	24,000.00
4340 · Sponsors-WH	0.00	3,950.00	-3,950.00	0.00	15,800.00	-15,800.00	47,400.00
4350 · Fundraisers - WH	0.00			9,090.10			
4370 · Medicaid Reimbursement - WH	1,232.00	683.33	548.67	2,688.00	2,733.32	-45.32	8,200.00
4380 · Miscellaneous - WH	10.00	433.33	-423.33	2,090.00	1,733.32	356.68	5,200.00
4390 · In-Kind Donations WH	1,320.00	1,250.00	70.00	4,151.25	5,000.00	-848.75	15,000.00
Total Income	30,245.37	35,156.58	-4,911.21	127,274.97	140,626.32	-13,351.35	421,879.00
Gross Profit	30,245.37	35,156.58	-4,911.21	127,274.97	140,626.32	-13,351.35	421,879.00
Expense							
7000 · Wages - WH	25,666.43	29,669.58	-4,003.15	106,665.60	118,678.32	-12,012.72	356,035.00
7019 · Benefits - WH	6,127.86	6,463.42	-335.56	23,782.41	25,853.66	-2,071.25	77,561.00
7030 · Staff Development-WH	0.00	66.67	-66.67	30.00	266.68	-236.68	800.00
7110 · General Ins.-WH	951.24	711.33	239.91	1,902.48	2,845.32	-942.84	8,536.00
7340 · Supplies WH	74.00	104.16	-30.16	301.09	416.64	-115.55	1,250.00
7410 · Telephone-WH	419.64	345.00	74.64	1,258.92	1,380.00	-121.08	4,140.00
7420 · Utilities-WH	452.10	991.67	-539.57	3,090.48	3,966.68	-876.20	11,900.00
7530 · Supportive Services - WH	791.70	662.49	129.21	2,037.10	2,649.99	-612.89	7,950.00
7560 · Avista Grant Expenditure	473.80			1,723.69			
7590 · Auto Expense - WH	64.25	29.17	35.08	64.25	116.65	-52.40	350.00
7600 · Misc - WH	25.00	83.33	-58.33	146.51	333.32	-186.81	1,000.00
7835 · Maint/Repair-WH	720.00	816.66	-96.66	2,959.88	3,266.67	-306.79	9,800.00

TRANSITIONS
WOMEN'S HEARTH BUDGET PERFORMANCE
April 2022

	Apr 22	Budget	$ Over B...	Jan - Apr 22	YTD Budget	$ Over Budget	Annual Budget
7840 · Copier Expense	57.24	60.42	-3.18	136.69	241.68	-104.99	725.00
7900 · Replace & Operating Reserve, WH	703.33	703.33	0.00	2,813.32	2,813.32	0.00	8,440.00
7910 · In-Kind Expense - WH	1,320.00	1,250.00	70.00	4,151.25	5,000.00	-848.75	15,000.00
7930 · Depreciation-WH	2,313.67	2,666.67	-353.00	10,041.60	10,666.68	-625.08	32,000.00
Total Expense	40,160.26	44,623.90	-4,463.64	161,105.27	178,495.61	-17,390.34	535,487.00
Net Ordinary Income	-9,914.89	-9,467.32	-447.57	-33,830.30	-37,869.29	4,038.99	-113,608.00
Other Income/Expense							
Other Income							
9030 · WH- Allocated Income	66,659.92			97,251.40			
Total Other Income	66,659.92			97,251.40			
Other Expense							
9130 · WH - Allocated Expense	15,344.18			55,756.80			
Total Other Expense	15,344.18			55,756.80			
Net Other Income	51,315.74			41,494.60			
Net Income	41,400.85	-9,467.32	50,868.17	7,664.30	-37,869.29	45,533.59	-113,608.00

Executive Director Report April/May 2022

Community building: I met with a group of First Unitarian Universalist church members who are considering developing housing. Susan is a member there. I hosted a meeting of city council members and various agencies regarding a good neighbor agreement. I traveled to Sinsinawa Wisconsin to be with the sisters and accept the Cornerstone award from 2020! I was just notified that I will receive the Mother Joseph award from the Sisters of Providence. I attended a 3.5-day training regarding Organizing, hosted by IAF and the Spokane Alliance. As part of Spokane Gives, I lead a team of 5 men and dismantled the shed on the TLC grounds. We hope to one day put a ½ basketball court there. I spoke to the Dominican Outreach Foundation. I contacted Sharon Smith of Smith-Barbieri Progressive fund regarding current homeless issues. Sarah and I met Robert Stevens of Molina. I met with two groups of female not for profit execs for support. I met with David Condon at Premera to thank him for their grant and to discuss how to better communicate with City Hall. I continue to participate in Transitions' Dominant Culture caucus meetings with Kurtis Robinson of the NAACP. I regularly attend weekly City/SRHD COVID updates, Audubon/Downriver Neighborhood Council, Transitions' Safety committee and all Board committees, Spokane Alliance's Truth and Reconciliation group, Homeless Service provider execs at UGM, Better Health Together and their cohort meeting (Activity Lead), Spokane Low Income Housing Consortium (SLIHC) Board, HUD CoC, Downtown Spokane Partnerships' Business Improvement District (BID) meetings, Bank of America Neighborhood Champions Red group and SNAP Planning.

Strategic Planning: The 2022-2024 plan was approved by the BOM and Board at our annual meeting. Each goal has been assigned "Leads" to ensure someone is staying on top of each one. This includes: Goal 1 performance measuring: Sarah and the Program Directors; Goal 2 IT-Clint; Housing Goal: Ami; Wellness goal-Ami and Alli maybe; DEI-?; Behavioral Health-Edie. Clint McGregor will take over facilitating the SPIT meetings from Edie. We will hold our next SPIT meeting in June. In order to address the Behavioral Health piece, we received funding from Premera and then requested we use some of those dollars to hire a consultant; they agreed. We're talking to Dorothy Sawyer, former CEO of Eastern State Hospital to help us with this work. Also, Raju Hegde is assisting us in developing Goal 1; we are developing an MOU for that. Terrie Ashby Scott, Pat Millen and Ana Matthews continue on the SPIT team from the board. The HeRS committee took a look at the Wellness and DEI goals at their May meeting.

Programs, staff and Vision: The Program Committee has divided into 4 program specific subcommittees (Housing, New Leaf, Womens Hearth and Early learning). This has brought in a slew of subject matter experts and new energy to the group. I held a new member orientation for the new committee members and one for a new Finance committee member. We held our first in person All Staff meeting at Sinto Commons and focused mostly on the joy of being together again! Thanks to the HeRS committee for supplying the wonderful food and to Clint who led a segment explaining our PTO. The management team is now planning the summer picnic. I led several new staff orientations (these are now done on zoom with a PowerPoint). I held a meet and greet for donors at New Leaf. Some good work orchestrated by Alli Lance on the New Leaf model and some tweaking that needs to occur. Our new Board chair, Heather Brandt, and I met to start our new relationship! Two staff left employment and one completed an Exit interview with me. We held a management team retreat mostly for support and fun. Karen Troxell held a Foundational Community Support (FCS) Transitional Assistance Program (TAP) training teaching our case managers about a new source of funds in FCS. There is a huge amount of IntraStaff sharing for the Women's Hearth as they recently lost two key staff. Our own Angela Chapman was one of 2 selected from Washington state to attend the Housing Trust Fund Power Building in Albuquerque. The Power Building Convening brings together leadership from Housing California/RUN, Housing LOUISIANA, Oregon Housing Alliance/ROC, and Washington Low Income Housing Coalition/RAP for high level peer learning in order for the four resident networks

to plan on developing, strengthening and implementing growth strategies for the next 12-18 months covering such topics as base building, resources for organizing, developing organizers from the leaders. Quite the honor!

TRANSITIONS PROGRAMS: EduCare

QUALITY INDICATORS MARCH AND APRIL -2022

Directions: On as quarterly basis each Program Director is to fill out this report as completely as possible. The Program Director (or designee) is responsible for combining all appropriate program specific data into the final version of each quarterly report.

Mission & Values

Give some examples of how your program implemented the mission and values of Transitions this past quarter:

Mission: *working to end poverty and homelessness for women and children in Spokane.*

Respect for Human Dignity: After some scheduling gymnastics, we were able to adjust our classrooms so that we could admit more children without having to turn alumnae children away for the program. We believe that if an alumna continues to commute to bring their children to EduCare once they move away, they still consider EduCare an important part of their support system. We want to honor that by saving room for these alumnae's children for as long as possible.

Community: We were so excited to bring the After School Program back in March after a few months' hiatus! This is such an important community for our school-agers at TLC.

Growth/Wholeness: Development has begun on the Summer Programming for school agers in 2022. We are looking at half days four days per week and full days once a week for field trips.

Justice: The advocacy work with the City and Valley paid off, with more ARPA money to come hopefully! We have 4.5 million dollars committed to childcare and hope to reach 10 million before the money is totally allocated.

❖ **Program Specific Projects**

Highlighting one of your program projects, convey a portrait of how it functions and what successes and challenges it has brought to your program.

Preparation is in the works for EduCare to become an official Conscious Discipline site through a grant provided to Community Minded Enterprises by the Health District. This would involve extra training and community learning/discussions around Conscious Discipline to ensure that the method is being used throughout every aspect of the center.

❖ **Immediate Needs**

Identify equipment and resource limitations that are hindering efforts to accomplish your Program's objectives and mission.

Still working on picking out outdoor toys for the summer months. Going to enlist the help of staff.

Size 5 diapers

❖ Long Range Issues

Licensing for After School Program

We continue to face issues with the size of our toddler space in comparison to the size of the Preschool and Infant space. The plan to remedy this until we can get more space is to adjust the ages of the classrooms to be able to accommodate more children.

❖ Reviews & Site Visits

Did your Program have any internal/external reviews or site visits from donors, contractors or licensing officials? If yes, identify who conducted the review?

Licensing Review- Judy Davis (licensor). Only 4 low risk transgressions were found, all were fixed. The playground was satisfactory except for two border stones that are too close to the base of the slide. (March 2022)

CACFP (food program) Review- Terri Adolfson. Only one item had to be followed up on, the New Leaf invoice for January. It was turned in to Terri and the review was closed. (March 2022)

❖ Current QI projects

Describe specific program areas you are evaluating for improvements. What actions are you taking?

With problems in staffing during March and April, we have had a hard time having the staff to allow teachers to fit in their parent teacher conferences. This will be a priority in the coming summer month as parent-teacher communication is vital to student well-being and continuity of care.

❖ New & Noteworthy

Report any new and noteworthy events, trends, or information in your program since the last Quality Indicator report.

The After School Program started up again in March. We had 8 children participate.

I was a part of the Spokane Childcare Action through Spokane Alliance on April 28th. Thank you to those board members who attended and showed your support. The action went great! 250 people attended either on Zoom or in person. We had one representative from Spokane City Council and one from Spokane Valley Council in attendance.

We received our first children from the Sinto Commons program!

❖ Statistics

Some of the following statistics may not apply to all programs. Please report only the statistics relevant to your program and any clarifications necessary.

➢ Statistics: Participants/Clients

17 children utilized EduCare YTD

8 children participating in the School Age Program

- **Statistics: Staffing**

Cassi said goodbye to one infant she cared for since October who went to a new center. She continues to be very involved in the babies' goals and development. She also continues to take the Infant/Toddler Conscious Discipline course

Evelyn is working with Sharon, our Early Achievers Coach, on classroom organization and quality interactions. She took some time in April for her mental health.

Katie does an amazing job at managing volunteers for her program and engaging the kids in fun activities. She has also become fully trained to run classrooms at EduCare should we need a sub or extra support.

Kaila continues to adjust to the new center and now has six preschoolers enrolled in her class! She is planning a lot of gardening activities for this summer with the children. She also started more classes to work towards her AA and BA in Early Childhood.

I participated in the regional training for the Spokane Alliance at the end of April while helping organize the Childcare action. This involved me being a part of meetings with one Valley council member, the Valley mayor, four Spokane City Council members, and the ED of GSI. These meetings were very valuable not only for the childcare cause but to educate our decision makers about EduCare as well.

- **Statistics: Volunteers**

  We had Seton volunteers from Gonzaga with the After School Program. There were also several other University students who helped with the program.

  Kathy and Christine continue to devote their time to EduCare

  We welcome Sarah, the WH Americorps, also to help as Women's Hearth faces staffing issues.

- **Risk Management**

Describe any noteworthy incidents, including any risk management concerns or safety issues.

n/a

- **Grant Compliance**

We were granted another year of Women Helping Women fund support for 2022! We are very grateful for the continued partnership.

TRANSITIONS PROGRAMS: New Leaf

Quality Indicators

Mission & Values

Give some examples of how your program implemented the mission and values of Transitions this past quarter:

Mission: *working to end poverty and homelessness for women and children in Spokane.*

-NL has worked with two new trainees this month. We have three trainees working towards graduating in August. The kitchen will open up in June taking up to 5 students.

Respect for Human Dignity: We are continuing to connect with trainees/alums in innovative ways; helping individuals to retain housing, employment and/or connect to benefits. Working to move long-term trainees into employment and/or volunteer roles as not to perpetuate codependency. Our first alumnae meeting will be on July 22nd with a guest speaker, snacks, alum-centered content, etc.

Community: NL has continued to meet, connect with and seek advice from the subcommittee. Looking for new ways to involve subcommittee members in events, trainee celebrations, etc. NL too has maintained long-standing community connections while continuing to develop more through the YM/YW café, new café, and hiring of new chef.

Growth/Wholeness: Job market being low barrier has offered new opportunities for Vocational Specialist, Ted to connect trainees to employment they are safe and valued in. Many trainees are requesting opportunities for community health and peer specialist employment. Director and Vocational Specialist are working to connect trainees to educational and employment opportunities that align best with those requests.

Justice: Staff continues to be available to trainees in advocacy for work, housing, benefits, etc. Focusing primarily on what clients are wanting to pursue for themselves and walking alongside them.

❖ **Program Specific Projects**

Highlighting one of your program projects, convey a portrait of how it functions and what successes and challenges it has brought to your program.

-Raju Hedge has been working to assist in NL development. The original business plan was created in 2007. Director and Raju are working to create a new business plan with more specific goals. Said plan will include ideas for change implementation. Raju has also begun working to create curriculum for both the kitchen and café with site specific instructors leading. The hope is this project will better the program holistically while also optimizing what we offer trainees.

❖ **Immediate Needs**

Identify equipment and resource limitations that are hindering efforts to accomplish your Program's objectives and mission.

Hiring; working to decide how to best employ cafes before second one opens. Looking at option of hiring part-time instructor at YM/YW location and full-time instructor for downtown location with current Café Supervisor, Molly overseeing. All still in conversation and development phase.

No other immediate needs at this time present.

- **Long Range Issues**

Hiring; working to decide how to best employ cafes before second one opens. Looking at option of hiring part-time instructor at YM/YW location and full-time instructor for downtown location. All still in conversation and development phase.

- **Reviews & Site Visits**

Did your Program have any internal/external reviews or site visits from donors, contractors or licensing officials? If yes, identify who conducted the review?

-Final inspection at downtown café location completed. Location will open July 11th.

-Café Supervisor presented to HUD Director at café as well.

No additional reviews or inspections completed.

- **Current QI projects**

Describe specific program areas you are evaluating for improvements. What actions are you taking?

Continued development on new trainee welcome binders and literature for program (in both kitchen/café). Will have all new introductory binders before the July café opening. Looking to ensure trainees have clear service plans so they are not codependent to program without moving forward into employment. Utilizing Raju for assistance with these improvements as well as the NL subcommittee.

- **New & Noteworthy**

Report any new and noteworthy events, trends, or information in your program since the last Quality Indicator report.

-Downtown library café location will be opening July 11th.

-Have had continued growing FCS reimbursement checks. Continuing to prioritize and will soon be billing for kitchen as well.

- **Statistics**

$4,428 reimbursement from FCS for March. April predicted to be higher.

- **Statistics: Participants/Clients**:

Three new trainees in cafe, all of which have been referred to Vocational Specialist. One trainee moved into Myriam's House as well.

- **Statistics: Staffing**:

New Leaf currently fully staffed. Will begin hiring for two new instructors for cafes. Current Café Supervisor will oversee.

- **Risk Management**

Describe any noteworthy incidents, including any risk management concerns or safety issues.

No incidents to report at this time.

- **Grant Compliance**

Director is in review and in coordination with necessary individuals to ensure grant compliance.

In service,

Alli Lance

TRANSITIONS PROGRAMS: Women's Hearth

QUALITY INDICATORS MAY 2022

Mission & Values

Give some examples of how your program implemented the mission and values of Transitions this past month:

Mission: *working to end poverty and homelessness for women and children in Spokane.*

Justice: We have opened up our computer lab with limited hours and limited capacity and Ted, Transitions Vocational Specialist has started coming on site as well.

Community: The last Friday of April we held our first community lunch in a long time. It was great to see a few faces that we hadn't seen much of during the last 2 years.

Respect for Human Dignity: Tomorrow we are holding a celebration of life/memorial service and brunch for all the women who passed away the last two years who were part of the Hearth Community. Unfortunately, we had another participant pass away last week, so our service will be featuring 9 women. Only one passed away due to COVID infection, however, the loss of community for many of our housed women took it's toll.

Program Specific Projects

Food bank: We had to stop providing weekly food bank during the pandemic. Early on, after we were able to open up again, we hosted the 2nd Harvest Mobile Food bank during the summer. It was intense and we had to be creative for some work-arounds to make the system fit the needs of our participants. For example, after the 1st one we set up a table at the end of area where the bus was so participants could empty out their pre-packaged boxes and only take what they wanted. We kept the rest and gave it away to individuals over time. This prevented food being left in the nearby alley which was disturbing to the neighbors. The bus is challenging to reserve on a regular basis, so it is hard to get food to women predictably. Meanwhile, during the last two years 2nd Harvest also changed their processes pretty significantly and they don't feel like a good fit for our needs. We've reached out to Northwest Harvest to see if they would be a better fit and are in the process of looking deeper. They are far out in the Valley, but notice of what will be available and smaller amounts seem attractive. We hope to bring back weekly food bank in the coming months.

Immediate Needs

Identify equipment and resource limitations that are hindering efforts to accomplish your Program's objectives and mission

We have some facility issues we are dealing with: Stove hood fan has quit working (purchased in 2020), outdoor auto door opener has broken; the inside button does work-a new handicap door mechanism is in our CDBG grant, however it is nearly 2 years late in getting a contract. Fire across the alley from us required fire fighters to go up on our roof, some damage to the TPO roof occurred. Insurance should cover the fix, however, requires contracting with the roofing company and the solar panel company to remove and replace the solar panel to allow the roof to go on.

Additionally, we are experiencing a staff shortage which is impacting our ability to provide full case management services. Housing outcomes are tied to performance measures with many grants.

Long Range Issues: *Due to staffing issues we were only open one full weekend and then had to pull back to 5 days a week only until the vacated positions are filled. We have the opportunity to work with a collaborative group on developing a youth-oriented curriculum in the Responsible Renter portfolio. We should have a final decision on whether we will change the name in the next 2 weeks.*

Reviews & Site Visits

Did your Program have any internal/external reviews or site visits from donors, contractors or licensing officials? If yes, identify who conducted the review? N/A

Each fall, Identify Recommendations Implemented from the Participant Survey

Describe any Program specific quality improvements that were implemented as a direct result of feedback and recommendations from the latest Participant Survey. *We haven't had time to review the new report as a staff yet.*

Current QI projects

Describe specific program areas you are evaluating for improvements. What actions are you taking? *This week we reviewed our 4 year data comparison (2018 through 2021). The statistics reveal the significant negative impact COVID had on the number of people we served and housed. It also revealed that in 2021 the trend of increased percentage served of Native American/Indigenous women continued to grow from the increase in 2020. Our numbers also reveal that we serve a disproportionate number of BIPOC participants as compared to their representation in Spokane's population generally.*

New & Noteworthy

Report any new and noteworthy events, trends, or information in your program since the last Quality Indicator report. *We continue to see high acuity with mental health and substance use disorder issues among some of the women we see. We saw a fairly significant jump in the percentage of women who are camping and not accessing shelters in April as compared to the first 3 months. Our Housing Support Team completed 70 case management visits for 29 individuals.*

Statistics

Some of the following statistics may not apply to all programs. Please report only the statistics relevant to your program and any clarifications necessary.

- **Statistics: Participants/Clients** April #'s: PH-1; PSH-0Transitional-1; prevention services provided for 1 people. 125 participants accessed the hygiene closet 347 times. 52 participants accessed a shower 128 times and 22 people accessed the front room computer 93 times.
- **Statistics: Staffing** *Major changes in include the Housing Support Specialist position and the Assistant Program Director/Lead Case Manager Positions are vacant as of May 6th.*
- **Statistics: Volunteers:** *In April 32 volunteers served 76 hours.*

❖ **Risk Management**

Describe any noteworthy incidents, including any risk management concerns or safety issues.

❖ **Grant Compliance :** No incident reports for April.

Respectfully submitted,

Susan Tyler-Babkirk

Transitions
Moving Lives Forward

Development Report
May, 2022

Events

GiveBIG. **May 3-4**. With the $15,000 in matching funds—10 from Anonymous and 5 from Providence—**we raised a little over $25,000!**

Legacy. Looking into a Legacy event at the end of June, after a charter membership drive to our new, formalized Legacy Society.

Outreach/Donor Recruitment

Met with Primerica on 4/26.

Numerica presented a check to us at Women's Hearth on 4/29.

Met with new Molina rep on 5/2.

Met with rep from LDS region on 5/5--may fund some equipment purchases.

Met with Avista Foundation on 5/9.

Presented to PEO group on 4/6.

Met with Numerica on 3/28.

Met with Movher on 3/22 about PWC.

Met with BECU on 3/22 about PWC.

Spoke at a small Whitworth student event for Women's History Month on 3/22.

Special Projects

Strategic Plan's data and measurement project with Raju Hegde—done with MOU.
-Currently getting Project Evident on board.

Major Gifts Program—I'm mostly doing trainings on how to build this. I will start on a small testing of this particular program in the next week or two.

Newsletter 1—draft will be ready on 5/17 or 18. There are more good things happening than we can fit!

Marketing—social media ads have started and we are sharing more stories and advocacy opportunities on social.

Legacy Giving Strategy—formalizing strategies for increasing legacy gifts over the next 10-20 years.

Sent press release on 4/12 about Transitions' solar panels in coordination with Re-volv's Solar Education Week.

Other projects—we're trying to streamline volunteer hours reporting, getting women's empowerment artwork up on the walls at TLC, and finally closing the books on Mardi Bras 2022.

Needs/How You Can Help

- Introduce me to your Financial Advisor(s) or Estate Planning Representative(s) so that I can introduce them to Transitions.
- Help with Table Captain outreach for PWC 2022 (Oct 6th at Noon)!

Respectfully submitted,

Sarah M. Lickfold
Development Director

Attachment: 2022 Agency Dashboard for Q1

Transitions
Moving Lives Forward

DASHBOARD

YTD 1st Quarter 2022

Obtained Employment YTD Q1 Compare 2020-2022

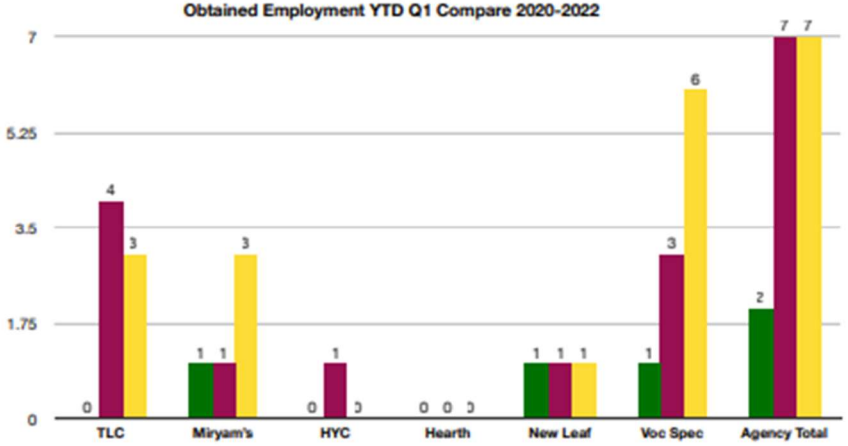

Enrolled in Education Program YTD Compare 2020-2022

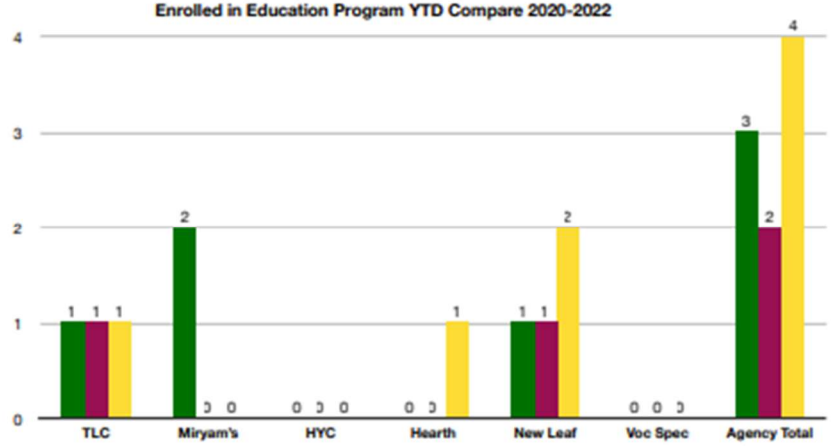

Total Enrolled YTD Compare 2020-2022

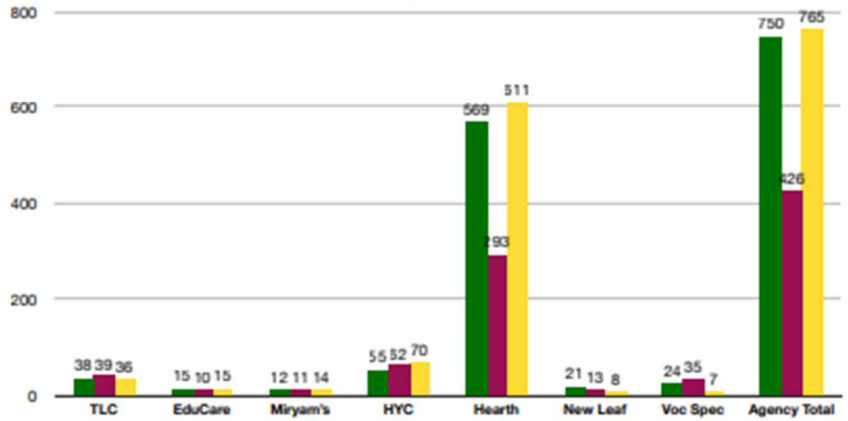

Obtained Housing YTD Compare 2020-2022

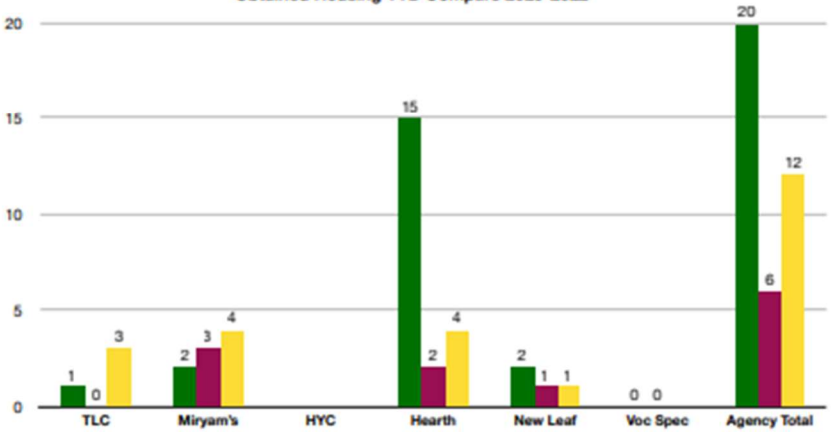

YTD Q1 2020
YTD Q1 2021
YTD Q1 2022

EduCare Program Committee

April 12, 2022 @ 9:30am, via Zoom

Members Present: Geneva Johns-Kloor, Shelby Berkompas

Members Absent: Kerra Bower, Patty Shastany

Discussed Current Staffing Issues to Help Problem Solve

Updated Geneva on site reviews that happened in March

- Both went well, CACFP was nerve wracking but only one thing had to be followed up on
- Looking forward to the new Early Achievers rating process starting next year

Update on Advocacy Efforts

- Meetings with decision makers and discerning the different municipalities' ARP allocation processes
- Discussed three buckets of money we are advocating for childcare money to go
- Discussed the importance of advocacy in childcare
- Invited members to the Childcare Action happening April 28 from 6-8pm

Call to be on the lookout for outdoor toy recommendations to fill our new shed

Meeting adjourned at 10:30am

Board of Directors Application

Name: Kurtis Stanley Robinson (aka Hickey) Date: 4/24/22

Home Address: 807 s.Cowley st # 30

City: Spokane State: WA Zip: 99202

Home Phone N/A Cell Phone 5096312506 Email: kurtisrobinson@live.com

Work Address: 901 N Monroe # 200 Work Phone: 5096312506

City: Spokane State: WA Zip 99201

Work Phone: _____ Fax: _____

Occupation: ED, Revive Center for Returning Citizens/ I Did The Time

1. Were you referred to apply to Transitions Board of Directors? (●) Yes ( ) No

   If yes, who referred you? Edie Rice-Sauer

2. Are you currently a volunteer with Transitions at one of the programs or on a committee? If yes, please describe your volunteer role.

   No

Transitions Mission Statement:
Transitions works to end poverty and homelessness for women and children in Spokane. Our key values are:

- Respect for human dignity. We believe in the dignity and inherent worth of individuals and respect their right to self determination.
- Community. We believe that the fullness of each person is realized in relationship with others.
- Growth/Wholeness. We believe each individual is a work in progress on a journey toward integration of mind, body, and spirit with the hope of financial stability, and emotional, physical, and spiritual peace.
- Justice. We believe in advocating for what is right, honest and moral both for whom we serve and with whom we serve.

3. As a Board member, what do you feel would be your role in promoting the organization's mission and values?

   Continuing to advocate for BIPOC perspectives and voice in meaningful decision making. Continuing to h

4. Do you have any volunteer experience with other non-profits? If yes, please share the organization, dates of service, and the work you completed.

Spokane NAACP, Just Lead Washington, and others...on going

5. Please share with us what the highest level of education is that you've completed:
   - [x] High School
   - [ ] Associates Degree
   - [ ] Bachelor's Degree
   - [ ] Master's Degree
   - [ ] PhD Degree

6. Do you have any certifications or special training that you would like to share?

7. Please indicate (with an X) the knowledge, influence, and/or expertise that you may be able to contribute to the work of the Board and Mission of Transitions.

Knowledge Of:

- [ ] Education
- [ ] Human Resources
- [ ] Finances
- [x] Local Community
- [ ] Catholic Social Teaching
- [ ] The Sponsoring Religious Congregations
- [x] Non-Profit Organizations

Expertise In:

- [ ] Legal Affairs
- [ ] Personnel Management
- [ ] Financial Management – Accounting/Banking/Investments/Endowments
- [ ] Fundraising/Development/Grants
- [ ] Catholic Social Teaching
- [ ] Insurance
- [ ] Planning
- [ ] Marketing
- [ ] Recruitment
- [x] Social Service Deliveries
- [x] Volunteer Coordination
- [ ] Facilities Management/Real Estate
- [ ] Strategic Planning
- [x] Public/Community Relations
- [x] Non-Profit Organizations

Advocacy Within:

- [x] Business Community
- [ ] Financial Community
- [x] Government
- [x] Media
- [ ] Church Community

8. Do you have any additional gifts and talents that were not listed above?

   Several

9. What do you hope to gain/learn from your service on the Board of Directors?

   The invaluable opportunity to continue working with your organization's drive for self-efficacy in developi

10. Please select an option from each of the lists below. If you prefer not to answer, please select the "I choose not to respond" option.

Age

- [ ] 20-29
- [ ] 30-39
- [ ] 40-49
- [ ] 50-59
- [ ] 60-over
- [ ] I choose not to respond

Gender

- [ ] Female
- [x] Male
- [ ] Other
- [ ] I choose not to respond

Race/Ethnic Group

- [ ] Caucasian
- [ ] Black or African American (not Hispanic or Latino)
- [ ] Hispanic or Latino
- [ ] Asian (Not Hispanic or Latino)
- [ ] Native Hawaiian or Pacific Islander (not Hispanic or Latino)
- [ ] American Indian or Alaskan Native (not Hispanic or Latino)
- [x] 2 or more races (not Hispanic or Latino)
- [ ] Other
- [ ] I choose not to respond

Thank you for considering serving on Transitions' Board of Directors.

Signature: Kurtis Robinson Date: 4/24/22

Please Return to: Transitions, 3128 N. Hemlock, Spokane, WA 99205
or email to info@help4women.org

Addendum, Kurtis Robinson

Commissioner for the Washington State Criminal Justice Training Commission

Spokane NAACP #1137 1st Vice President and Past President

RCFRC-IDTT Executive Director

Just Lead Washington Board

Better Health Together (BHT) Board

TNAAPA

BHT CVC Co-Chair

I-940 CSG

Governors' Hate Crimes Advisory Work Group

Spokane County Criminal Justice Advisory Group

Smart Justice Spokane

PSA Implementation Team

Implicit Bias Anchor Team

Justice Taskforce

SRLJC RE Sub. Comm./ Reentry Task Force

Following the Signs of the Times in Spokane

Being a Sister of Providence is a 'Moving' Experience Impelled by Love

The Mission of the Sisters of Providence is imbedded in the spiritual and corporal works of mercy and their motto, "The Love of Christ Impels us." Constitutions #8 states: "the Mission calls each of us to discover Jesus Christ, especially in those who are suffering; to serve him through works of mercy, and to be a sign of hope and resurrection in today's world." The legacy of the Sisters of Providence in Spokane began in 1886. In their history they have tried to read the signs of the times and to address the unmet needs of the day.

(Above) Sacred Heart Hospital, Spokane, Wash. (Below) Sister Annette Seubert

Since they first arrived, the Sisters of Providence in the Pacific Northwest have cared for the sick and delivered services for the poor and vulnerable as the times demanded.

"Our Provident God is always drawing us forward to create something new - in some cases not without a bit of foot dragging and experience of loss!" Sister Annette Seubert said. "Yet Sisters of Providence are always invited by our God of change, to meet the unmet needs of our time by 'moving' and letting go into the future."

In Spokane, where Sr. Annette is a local community leader, spiritual director, retreat leader and more, that "moving" is lived out quite literally in daily ministry and metaphorically as the sisters and staff reshape the more than 70-year-old Mount St. Joseph facility once again.

For years, Mount St. Joseph was the hub of St. Ignatius Province. Assembled through purchases and new construction, it has functioned as office space, infirmary/healthcare unit, chapel, sister's residence, and guest rooms. Mount St. Joseph is now integrated into the Sacred Heart Medical Center campus and is adjacent to Emilie Court, an assisted living facility in which six sisters currently live.

For the Sisters of Providence, says Sister Annette, Mount St. Joseph had been a welcoming home since it was built. When Mother Joseph Province Provincial Administration offices moved to Renton in 2008, this began a real grieving and letting go process for the sisters and staff of the former St. Ignatius Province.

Spokane, then known as Spokane Falls, is one of the places where Mother Joseph of the Sacred Heart and the early Sisters of Providence began their health care ministry in the Pacific Northwest. The sisters founded Sacred Heart Hospital in 1886 – paid for with gifts from miners, railroad workers, and others - for "the sick, poor, homeless and aged as well as orphaned children who didn't have a home."

Today's Sacred Heart Medical Center is a central element in Providence St. Joseph Health system. Much of the reason for that, according to Sr. Kathryn "Kitsy" Rutan, who in 2002 became the first U.S. citizen to be General Superior of the congregation, is due to the leadership and collaborative style of Sr. Peter Claver Thomas, administrator of Sacred Heart Hospital from 1964 to 1989.

"Sr. Peter Claver was a leader in the city," said Sr. Kitsy. "She saw to it that Sacred Heart participated in the community through her leadership and collaboration. In fact, the

Following the Signs of the Times in Spokane

Sr. Kathryn 'Kitsy" Rutan, portraying Mother Emilie Gamelin, at the 200th birthday celebration Mass, Mount St. Joseph in 2000.

St. Ignatius Province was known for collaboration by establishing strong local boards at their hospitals."

The collaboration and leadership resulted in a blossoming of Providence health ministries, eventually leading to the merging of Dominican Health Services with Providence in 1994 and the addition of three hospitals to the Providence system, explained Sr. Kitsy.

Through the years, many sister-nurses came to serve in the hospitals. One of the most instrumental contributions of the congregation to Spokane and the vicinity was the Sacred Heart School of Nursing, which operated from 1898 until 1973. The collaborative legacy lives on today, according to Sr. Kitsy, in the medical and scientific education still offered by Gonzaga University and other educational institutions in the University district of Spokane.

Education is another part of the legacy.

"When my class graduated from Seattle University," recalls Sr. Rosalie Locati, "we were all nurses or teachers. Many of the hospitals and parishes had convents for the sisters."

Although not running any schools in Spokane, the sisters operated a number of academies in Montana, Idaho and eastern Washington or taught in Spokane parish schools. That, however, began to shift in the 1970s as more lay people began teaching in the parish schools.

"The sisters went into other ministries and started earning other degrees and certifications," said Sr. Rosalie.

For instance, after serving as nurses in the hospital some sisters transitioned to spiritual care. Initially sisters served in this capacity as visitors but eventually completed formal certification for Clinical Pastoral Care.

They also moved out into the community where access to good health care is not guaranteed. The sisters and Sacred Heart Hospital helped to start the Community Health Association of Spokane (CHAS) a clinic for low-income persons.

Sister Peter Claver Thomas was named to the Spokane Citizen Hall of Fame for her ministry as administrator of Sacred Heart Medical Center, which she led from 1964 to 1989.

In the early 1980s the sisters collaborated with the Sisters of the Holy Names of Jesus and Mary, the Sinsinawa Dominican Sisters and the Sisters of St. Francis of Philadelphia to establish Transitions ministry. The organization works to end poverty and homelessness for women and children in Spokane and has now grown into six distinct programs. The Sponsoring Members, as they are known, continue to support Transitions and collaborate with a board of volunteers to govern the ministry.

Today, the sisters also work with Catholic Charities of Eastern Washington in housing, senior care and other ministries.

Generations of sisters will also remember the Novitiate for St. Ignatius, Sacred Heart and Holy Angels Provinces being moved from Seattle to Spokane in 1973. It operated from two houses on East Boone Avenue until the late 1980's. After a short hiatus in Holy Angels Province, Edmonton, Canada, the Novitiate returned to Spokane in 1996 and was established at Nally House, which was owned by the Franciscan Sisters of Philadelphia. The formation program remained at Nally House for twenty years, closing in 2016.

Many sisters also hold fond memories of St. Joseph Nursing Home, founded in 1925. It was originally located on East Mission Avenue and currently operates across the street from Mount St. Joseph. All of the former sisters who served there are now deceased.

Continued on page 6 >

Following the Signs of the Times in Spokane

The current remodeling of Mount St. Joseph, owned by Providence Health Care (now Inland Northwest Washington region) enabled the Provincial Administration staff, religious community library and archives to relocate together on the third floor, explains Pam Hedquist, assistant archivist-technical and "project leader" for the move. This building also leases space and houses an adult residential care program operated by an outside organization.

"We are all feeling very blessed to be in our safe, comfortable and very familiar environment. Some of the sisters have come by to see the relocation of the library and our new spaces," explains Pam.

Sr. Annette harkens back to the Constitutions of the Congregation as she ponders the legacy of the sisters in the Spokane area. The mission of the Congregation is "to proclaim Providence as the loving presence of God, active in us and through us, watchful over the created universe, and attentive to the needs of all. We also proclaim the compassion of our Mother of Sorrows, in her intimate participation in the life, death and Resurrection of Jesus. We live these mysteries primarily by our compassionate love of those who are poor." (Constitution #7)

Today, employees, Providence Associates and Companions and staff, join the sisters in living out this mission.

"...to proclaim Providence as the loving presence of God, active in us and through us, watchful over the created universe, and attentive to the needs of all."

–From the mission of the Congregation

Spokane Milestone Highlights

1886 Sacred Heart Hospital (now Providence Sacred Heart Medical Center) founded

1925 St. Joseph Home for the Aged (now Providence St. Joseph Care Center) founded

1926 Provincial Administration of St. Ignatius Province moves from Missoula, Montana to Sacred Heart Hospital, Spokane

1951 Provincial Administration of St. Ignatius Province moves to Mount St. Joseph, Spokane, which also provides a home and long-term care for retired sisters

1986 The Sisters of Providence in St. Ignatius Province, in collaboration with the Sinsinawa Dominicans, Sisters of St. Francis of Philadelphia, and the Sisters of the Holy Names of Jesus and Mary open Miryam's House, a home for women in transition in Spokane

1992 Providence Services established as a holding company to oversee and serve as the Sisters' representative for Providence-sponsored ministries in Washington and Montana

2000 The sisters of St. Ignatius and Sacred Heart provinces come together to form Mother Joseph Province. The new province sponsors both Providence Services and Providence Health System entities, as well as several other ministries and intercommunity programs. The transition Leadership Team commutes between the Spokane and Seattle offices.

2005 Alaine Qualls named the first lay provincial secretary.

2006 Providence Services and Providence Health System unite as a single health system serving Alaska, California, Idaho, Montana, Oregon and Montana

Models of charity, service, collaboration and justice

In 2012, Bishop Blasé Cupich (now Cardinal Cupich of Chicago) awarded the Centennial Bishop's Medal to the Sisters of Providence, saying that they have been serving "with grace and perseverance" in Spokane even before the diocese existed. He described the Sisters of Providence as "tireless, spiritual leaders, models of compassion and of unconditional love," and as "models of charity, service, collaboration and justice."

Read more about collaborating in ministry on page 8.

As an apostolic congregation, attentive to the Spirit, we remain in search of better ways to incarnate the Providence of God in our daily lives. *–Constitutions #10*

The Call and the Challenge *in Riverfront Park, Spokane, captures the collaborative spirit the sisters lived as – together with community partners – they built hospitals, schools and other ministries. Sr. Rosalie explains the significance of the sculpture to Fr. Stan Malna during the sculpture dedication event in 2011.*

2008 Mother Joseph Province Provincial Administration offices in Spokane and Seattle merge and move to the Providence campus in Renton, Wash. Some staff remain in Spokane as a satellite office

2011-2013 Due to the declining number of sisters living in the healthcare unit at Mount St. Joseph, all 10 sisters move to St. Joseph Residence in Seattle as space becomes available, closing the healthcare unit.

2013 After 62 years in operation, Mount St. Joseph is sold to Sacred Heart Medical Center (Inland Northwest Washington Region). Bishop Blase Cupich gives a beautiful and thoughtful reflection at the closing ceremony in the Mount's chapel on January 30.

2021 Provincial Administration offices and the religious community library relocate to the southeast wing of Mount St. Joseph

2022 Providence Archives artifacts collections also relocates from the lower level of the west side of Mount St. Joseph to near the provincial administration offices and library

Energizing Ministries through Collaboration

From Health Care to Child Care, Partnering Enriches Ministries

We covenant together not for our own sake. We covenant together always and only for the sake of others.

–From the agreement to form the Providence St. Joseph Health System

When the Sisters of Providence and Mother Joseph of the Sacred Heart began their work in the Pacific Northwest, their ministry eagerly collaborated with like-minded partners. When she opened St. Joseph's - the first permanent hospital in the northwest - Mother Joseph extracted a promise from the ladies of Vancouver to support the care of poor patients.

With many congregations, cooperation with others is common. There's a reason Jesus sent the 72 out together: Collaboration adds strength, knowledge, courage and other support to ministries.

And, as Pope Francis in his 2015 visit to the United States reminded us, the future of the Church and her ministries depend on developing creative collaborations and partnerships, especially with laity:

"We know that the future of the Church in a rapidly changing society will call, and even now calls, for a much more active engagement on the part of the laity," said the Holy Father. "The Church in the United States has always devoted immense effort to the work of catechesis and education. Our challenge today is to build on those solid foundations and to foster a sense of collaboration and shared responsibility in planning for the future of our parishes and institutions."

In large ways and small, the Sisters of Providence are partnering with laity to continue and enrich ministries around the world.

Take the Providence Associates, for instance, men and women who share in the mission of the sisters. Mother Joseph Province has about 225 Associates in Alaska, Washington, Oregon, California, Montana, Georgia, Central America and the Philippines, many of whom work in various ministries.

Another highly visible example of working with laity and other congregations is the 2016 creation of the Providence St. Joseph Health System (PSJH), a merger of Renton, Washington-based Providence Health & Services and Orange, California-based St. Joseph Health. The merger enabled the two Catholic health care ministries to do more together than they could do separately.

The creation of a modern health care system to carry on the healing mission of Jesus is a complicated job. It requires an understanding of the economic, medical and societal dynamics of modern health care while remaining true to the moral and ethical principles of Catholic teaching.

Prior to the merger, Providence Health & Services and St. Joseph Health each had their own sponsors – Providence Ministries and St. Joseph Health Ministry. In Catholic Canon Law these sponsoring entities are referred to as *Public Juridic Persons* and are made up of sisters and lay people who assume responsibility for the Catholic mission and moral accountability of their ministries. With the merger the two existing sponsor groups joined together to create the Providence St. Joseph Health Sponsors Council.

According to William "Bill" Cox, president of the Alliance of Catholic Health Care and chair of the Sponsors Council, the sponsors role is "delicate." They are not the board of directors nor management. Rather, their role is to direct and influence, in the name of the Church, a health care ministry that meets an apostolic need and furthers the ministry of Jesus.

In fulfilling this responsibility, the Sponsors Council also works to sustain and further the heritages and ideals of the founding religious Congregations.

Mr. Cox noted, "The examples of the Sisters who founded and developed the health care, education and social ministries of Providence St. Joseph Health are integral to the system's mission: they teach us that faith shapes our character, help us endure hardships and galvanize us to bring about the Kingdom of God."

Collaboration takes place in many other Sisters of Providence ministries as well.

For instance, *Transitions* is a Spokane ministry serving women and children. It has four sponsoring communities: the Sinsinawa Dominicans, the Sisters of St. Francis of Philadelphia, the Sisters of the Holy Names of Jesus and Mary and the Sisters of Providence.

The Home Yard Cottages are part of the Transitions ministry for women and children sponsored by five congregations of religious women.

In addition to the sponsoring organizations, the ministry also has a board made up of community volunteers.

Transitions works to end poverty and homelessness for women and children and operates six programs providing transitional housing, job training, childcare, safe gathering places, legal assistance, health and recovery services. (Visit www.help4women.org for more information.)

Mercy Housing Northwest, which brings affordable housing to low-income families, was also founded by five different orders: the Sisters of Providence, Sisters of St. Joseph of Peace, the Adrian and Tacoma Dominicans and Sisters of the Holy Names of Jesus and Mary.

Jubilee Women's Center, Seattle, Washington, is another collaborative sponsorship. The Center supports women experiencing poverty, provides healing for past trauma and resources to build a better future. (See Caritas, Winter 2019.)

Learn more about these stories and keep current with all news in the Providence Family by visiting our website: **sistersofprovidence.net**

Bernardo|Wills shifts to new structure, governance

Succession, rebrand plan focuses on firm's sectors

Virginia Thomas
May 5th, 2022

—Virginia Thomas

Left to right, Bernardo|Wills leaders are Mike Stanicar, Dell Hatch, Emily Meyer, and Gretchen Renz.

After more than 30 years in business, Bernardo|Wills Architects PC is changing its leadership, organization style, name, and branding.

Principal Dell Hatch, business manager Gretchen Renz, and associate principal Mike Stanicar will handle day-to-day operations at the Spokane-based firm, reporting to a board of directors.

“We’re transitioning our leadership from the more traditional principal/associate-principal hierarchy of architects and business leaders,” Stanicar says.

The eight-person board will be composed of Bernardo|Wills’ existing shareholders and will be chaired by firm co-founder Gary Bernardo.

Bernardo will step into a more advisory role. The reorganization is part of the firm’s succession plan, Renz says. Bob Wills, the firm’s other co-founder, retired last year.

“This is going to position us for not just this transition of leadership, but the next one,” Renz says.

The reorganization process will also see each field within Bernardo|Wills—architecture, landscape architecture, and design—arranged into what Hatch calls “silos” each headed by a team leader.

“It’s creating opportunities for people to move up and to develop as leaders, to get some management skills by managing a sector and being responsible for business development in that sector, how the team is structured, and how the work is performed,” Renz says.

The firm has not yet decided on a new name but will settle on a moniker in the next few months, says Emily Meyer, client engagement manager. The firm also will change its branding.

“The new name will be more inclusive, to include all of the services that we offer,” Meyer says. “The new brand will be a refresh on looking at what we value, what our clients value, and what they come here for.”

Meyer says creating distinct divisions and placing longtime Bernardo|Wills employees in charge of each division is intended to benefit clients.

“There’s more clarity for our clients on who is (our) expert in that field,” Meyer says. “If they come to us with a health care project or a commercial retail project or an industrial project, they’ll have clarity on who leads that team, who will be doing the work.”

Meyer characterizes the firm’s project load as “nicely busy and on target to reach our revenue goals.”

The reorganization also invites employees to put down roots with the firm by placing them in charge of a team, Meyer says.

Bernardo|Wills is located at 153 S. Jefferson and has 43 full-time employees, down from 45 last year. Renz says turnover at the firm is low. She’s been with Bernardo|Wills since July 1991, the firm’s first month in operation. Stanicar has been with Bernardo|Wills since 1998.

Hatch joined the firm in 2008, when Bernardo|Wills established its landscape architecture team. Hatch says he previously was working for a landscape architect when Bernardo|Wills launched, but he frequently crossed paths with both Bernardo and Wills.

“From time to time, we’d interact on projects and offer different services,” Hatch says.

When the co-founders decided to incorporate landscape architecture services, they invited Hatch to join the firm.

“It started out as primarily direct service and support for all of the projects that we have in the office,” Hatch says. “It’s grown now to where there’s independent marketing of projects, and sometimes even working for other architects in the Spokane region.”

Stanicar says about 30% of Bernardo|Wills’ business is comprised of multi-family residential projects, followed by health care facilities, financial services projects, and industrial projects.

The firm also works on municipal landscape architecture projects, Hatch says.

“We’re currently working with both the city of Moscow and the city of Pullman for downtown revitalization and improvements to their downtowns,” Hatch says. “Both are in the master planning phases right now and will move into implementation next year, after design work through the winter.”

Bernardo|Wills has been working with the city of Sandpoint, Idaho, for about three years to develop its parks offerings, he says, including renovating the city’s War Memorial Field from natural grass to artificial turf.

“Sandpoint’s my hometown, so I was excited to have an opportunity to give back and contribute to my hometown by being part of that team,” Hatch says.

The firm’s work with Sandpoint has led to work for the communities of Moses Lake and Chelan, he says.

Current and recent projects in the Spokane area include a $4.6 million Spokane Valley dermatology clinic, an $8 million Goodwill store in Airway Heights, and Selkirk Pharma’s $38 million, 147,700-square-foot manufacturing facility on the West Plains.